



## **ENERGIZED: COMPREHENSIVE & NEIGHBORHOOD PLANNING**

Deanna Dupuy, AICP

City of Boise, Comprehensive Planner / Energize Our Neighborhoods



# A LITTLE BIT ABOUT WHY I'M A PLANNER



# DISCUSSION OVERVIEW

Comprehensive Planning



*Blueprint Boise* Overview



Neighborhood Planning

# THINK OF THE COMPREHENSIVE PLAN LIKE A RECIPE...

**Butter Jalapeño Shrimp Tacos**  
 Recipe Courtesy of Chez Us  
 Serves 6

**INGREDIENTS**

**For the salsa:**

- 2 cups pineapple, peeled, cored, and diced
- 1 red pepper, diced
- 2 cups cucumber, peeled and diced
- ½ cup minced red onion
- ½ cup cilantro, finely minced
- 2 tablespoons fresh garlic, finely minced
- 1 medium jalapeño
- 2 limes, juice only
- Kosher salt, to taste

**For the cabbage slaw:**

- ½ small purple cabbage, thinly sliced
- ¼ cup mayonnaise
- ½ cup cilantro, roughly chopped
- 1 tablespoon olive oil
- Kosher salt, to taste
- Black pepper, to taste

**DIRECTIONS**

**Make the salsa:**  
 Over a low flame on your stove or grill, toasting the jalapeño with kitchen tongs, char the outside of the pepper. Set aside to cool.

Prepare the ingredients for the salsa and place into a large bowl.

Scrape the charred skin off of the jalapeño, then chop, and add to the salsa ingredients. Stir and season to taste with salt. Set aside.

**Make the slaw:**  
 Combine the mayonnaise, cilantro, and olive oil in a large glass bowl and whisk until smooth.

Add the cabbage and stir to combine. Season to taste with salt and pepper, then set aside.

**For the shrimp:**

- 30-40 small to medium shrimp, peeled & deveined
- 1 stick butter, melted and cooled to room temperature
- 2 tablespoons Tabasco Green Jalapeño Sauce

**Make the marinade:**  
 Place the cilantro, garlic, shallot, and Tabasco sauce into a food processor and process until finely chopped. Drizzle in the melted (and cooled) butter and process until smooth. Pour into a large glass bowl and add the shrimp. Stir, then let sit at room temperature for 30 minutes.

Heat a heavy-bottomed skillet or grill pan over medium heat. Use tongs to remove the shrimp from the marinade and sauté until cooked through and pink.



# COMPREHENSIVE PLAN

## THE WHY (VISION)



## THE WHAT (GOALS & POLICIES)

### INGREDIENTS

#### For the salsa:

- 2 cups tomatoes, peeled, cored, and diced
- 1 red pepper, diced
- 2 cups cucumber, peeled and diced
- ½ cup minced red onion
- ½ cup cilantro, finely minced
- 1 teaspoon black seeds

## THE HOW (IMPLEMENTATION STEPS)

### DIRECTIONS

#### Make the salsa:

Over a low flame on your stove or griddle, char the outside of the peppers. Set aside.

Prepare the ingredients for the salsa.

Scrape the charred skin off of the ingredients. Stir and season to taste.

# IDAHO STATE STATUTORY REQUIREMENTS

## Idaho Local Land Use Planning Act (LLUPA): Title 67 Chapter 65

Idaho's Local Land Use Planning Act gives local governments broad powers in the area of planning and **requires all local jurisdictions to comprehensively plan and to implement that plan through the adoption of ordinances.**

**YOU CAN HAVE A GREAT RECIPE...  
BUT YOU NEED THE TOOLS TO COOK!**



**Tools the City has to implement  
the Comprehensive Plan include:**

- Budget
- Zoning Ordinance  
(Development Code)
- Neighborhood Investment  
Program
- Energize Our Neighborhoods  
Program
- And many others!!

# A COMPREHENSIVE PLAN:



Sets a vision with a focus on how the built-environment impacts residents, the environment, and the economy



Identifies goals and policies needed to achieve that vision



Provides a blueprint for future land use



Serves as the basis for zoning, policies, and programs.



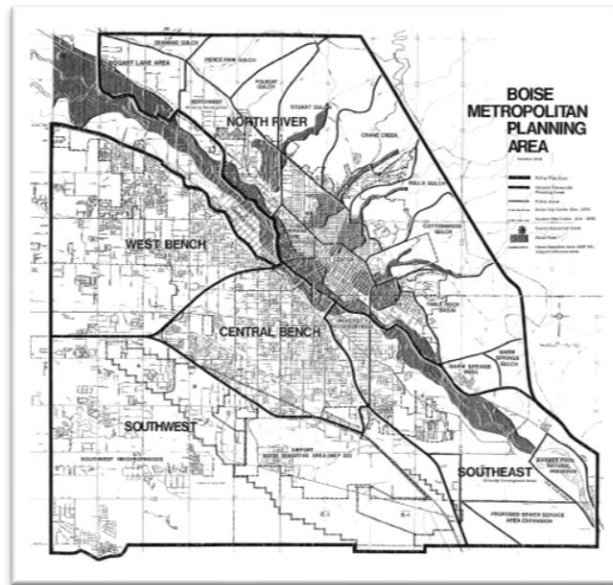
Is created by engaging stakeholders and the public for their help, ideas, and expertise.



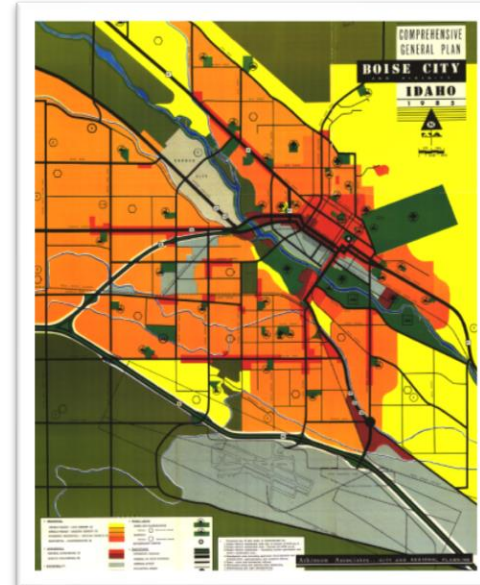
# BOISE COMPREHENSIVE PLANNING



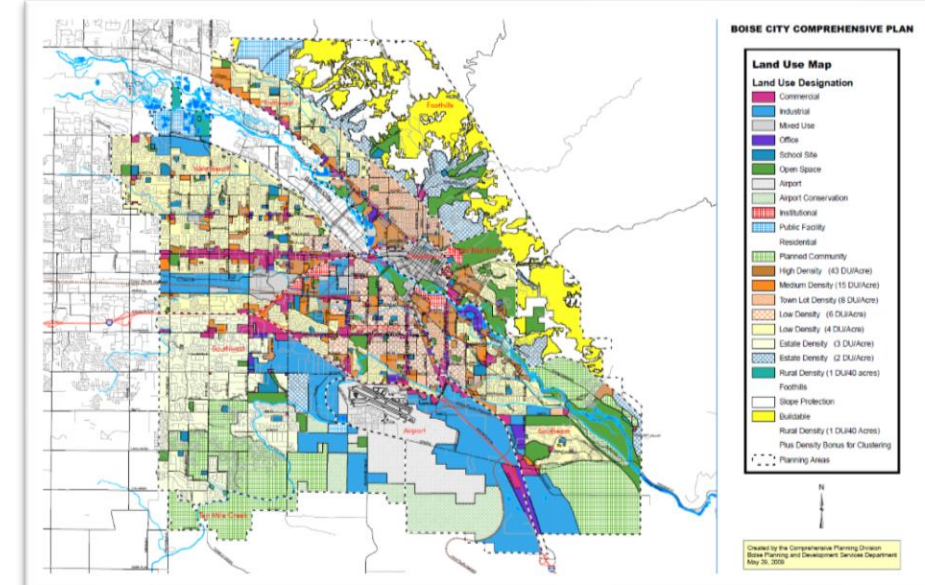
1963



1978



1985



1997



# BLUEPRINT BOISE

## 2007-2011 *Blueprint Boise* Outreach Process

- Project Website
- Community Wide Meetings (8)
- Committee of Champions
  - Representatives appointed by the Mayor
- Neighborhood Council
  - Neighborhood representatives from each planning area



# BLUEPRINT BOISE OVERVIEW

---

State Requirements

---

Vision

---

Citywide Policies

---

Community Structure & Design

---

Future Land Use Map

---

Geographic Planning Area Policies

---

Action Plan



# blueprint Boise



Boise's Comprehensive Plan



## CHAPTER 1: A VISION FOR BOISE CITY

Boise will continue to grow in stature as a world-class city with **valued neighborhoods**; outstanding natural, scenic, recreational, educational, historical, and cultural amenities; and **economic vitality**. Boise's growth will happen in a sustainable, efficient, and responsible manner that maintains and enhances its treasured quality of life, while meeting the challenges of the future. Boise is committed to becoming a more **sustainable community** by taking steps to enhance the local, regional, and global environment. A sustainable community is one where the integrated economic, social, and environmental systems are structured to **support healthy, productive, and meaningful lives for its residents**, while laying the foundation for a high quality of life without compromising the ability of future generations to meet their own needs.

Boise will be known for:


- Environmental stewardship;
- A predictable development pattern;
- Stable neighborhoods and mixed-use activity centers;
- Being a connected community;
- Being a community that values its culture, education, arts, and history,
- Having a strong, diverse economy; and
- Being a safe, healthy, caring community.



# CHAPTER 2 - CITYWIDE GOAL & POLICY AREAS



Environmental  
Stewardship



Predictable  
Development Pattern



Stable Neighborhoods  
and Vibrant Mixed-Use  
Activity Centers



Connected  
Community



Culture, Education, Arts  
& History



Strong Diverse  
Economy



Safe, Healthy and  
Caring Community

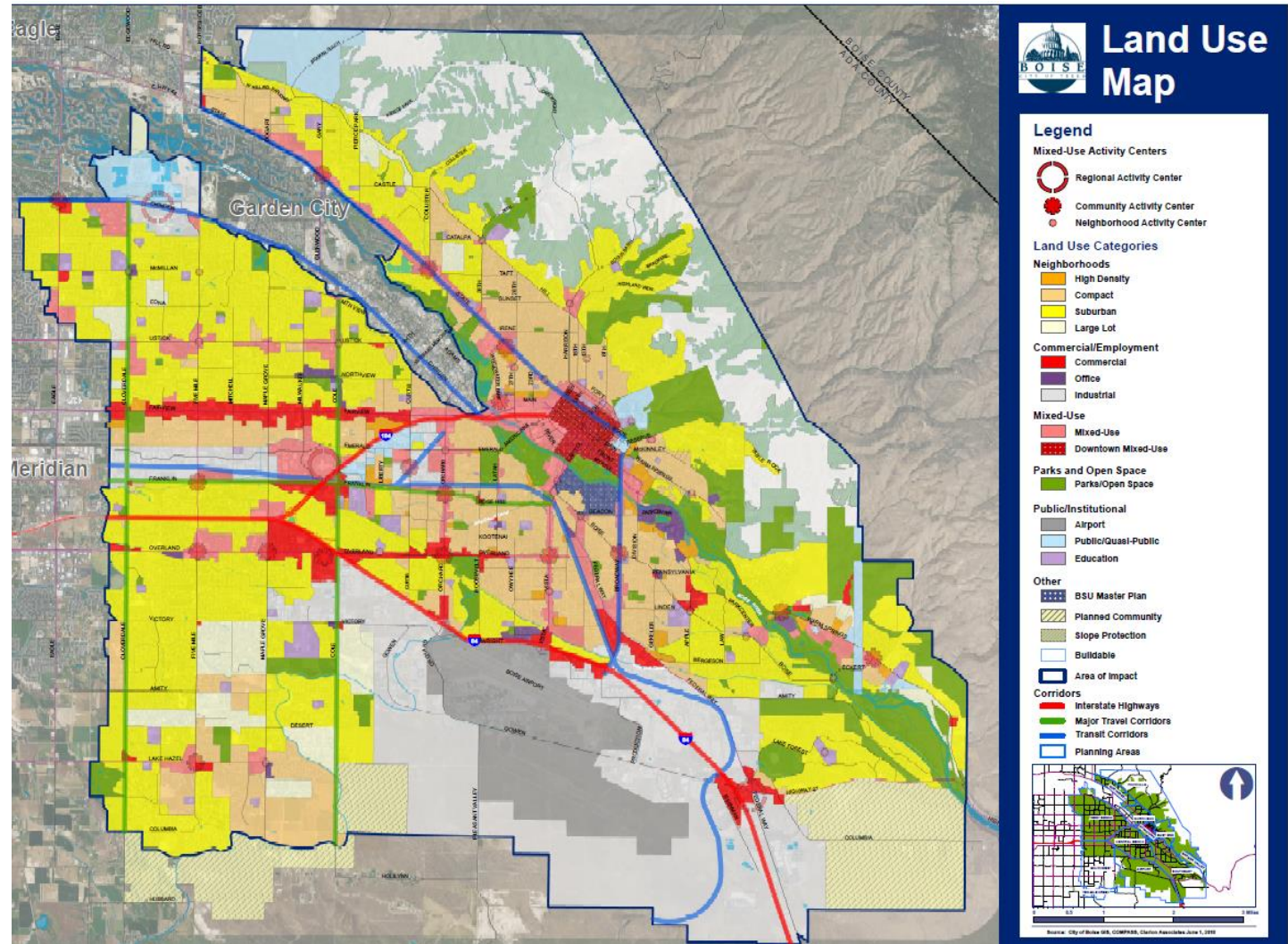
# CHAPTER 3 - COMMUNITY STRUCTURE & DESIGN



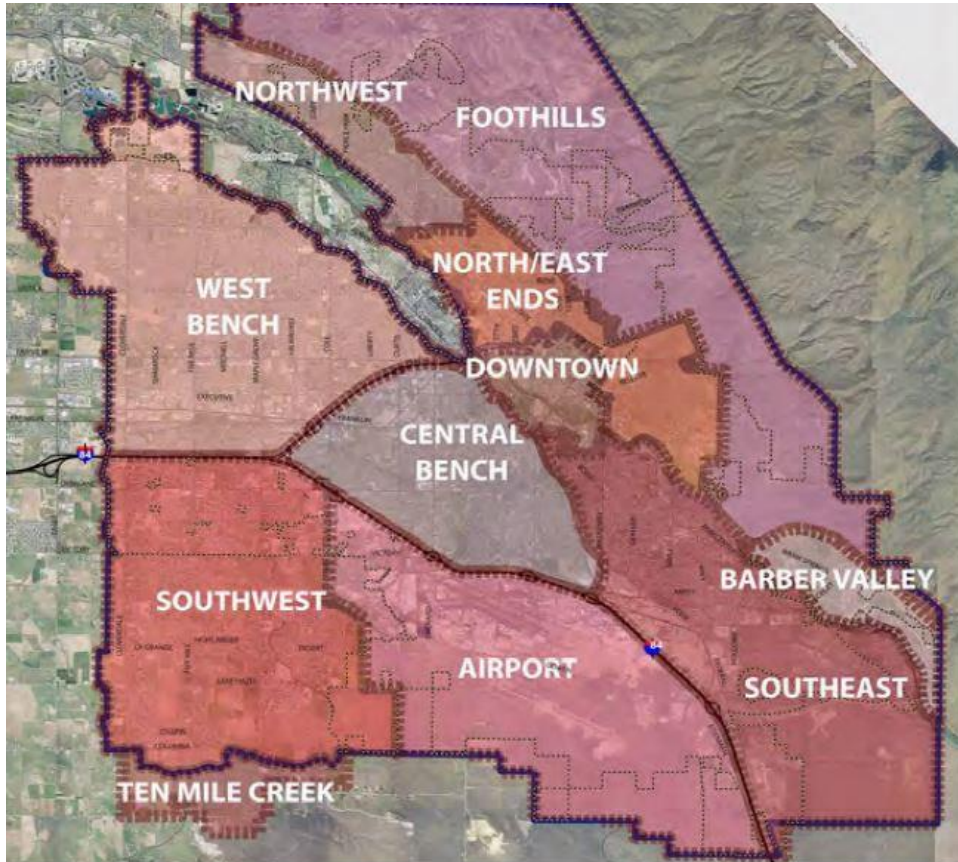
Land Use Categories



Design Principles



# CHAPTER 4 - PLANNING AREAS POLICIES



- Trends & key issues
- Policies focused on:
  - Activity centers, corridors, and neighborhoods
  - Connectivity
  - Public services and facilities
  - Neighborhood character

# CHAPTER 5 - ACTION PLAN

Set of objectives/actions to take or implement

THEME #3: A COMMUNITY OF STABLE NEIGHBORHOODS AND VIBRANT MIXED-USE ACTIVITY CENTERS			
NAC-1: ESTABLISH TOOLS NECESSARY TO ACHIEVE DESIRED PATTERNS OF DEVELOPMENT			
NAC-1.1— Create mixed-use and transit-supportive development zoning districts. Consider form-based approaches where appropriate. (See also CC.1.)	PDS		1
NAC-1.2— Develop design standards to implement the Community Design Principles in Chapter 4.	PDS		1
NAC-2: Update the City's Neighborhood Planning Framework			
NAC-2.1— Update neighborhood planning framework.	PDS		2



# ACTION PLAN IMPLEMENTATION MONITORING

## ENVIRONMENTAL STEWARDSHIP

- Lead by Example
- Develop Tools Needed to Measure and Monitor Progress
- Strengthen Protection of Environmentally Significant Areas and Waterways
- Align Regulations and Development Processes with Sustainability Policies

## A PREDICTABLE DEVELOPMENT PATTERN

- Establish Incentives for Infill Development
- Increase Education and Awareness about Infill Development
- Plan for Coordinated Growth within the AOCI Boundary

## A COMMUNITY THAT VALUES ITS CULTURE, EDUCATION, ARTS, AND HISTORY

- Promote Schools as Neighborhood Centers
- Strengthen the Number and Quality of Arts and History Opportunities in Boise

## A STRONG, DIVERSE ECONOMY

- Promote Sustainable Industries
- Promote Downtown Vitality

## A SAFE, HEALTHY, AND CARING COMMUNITY


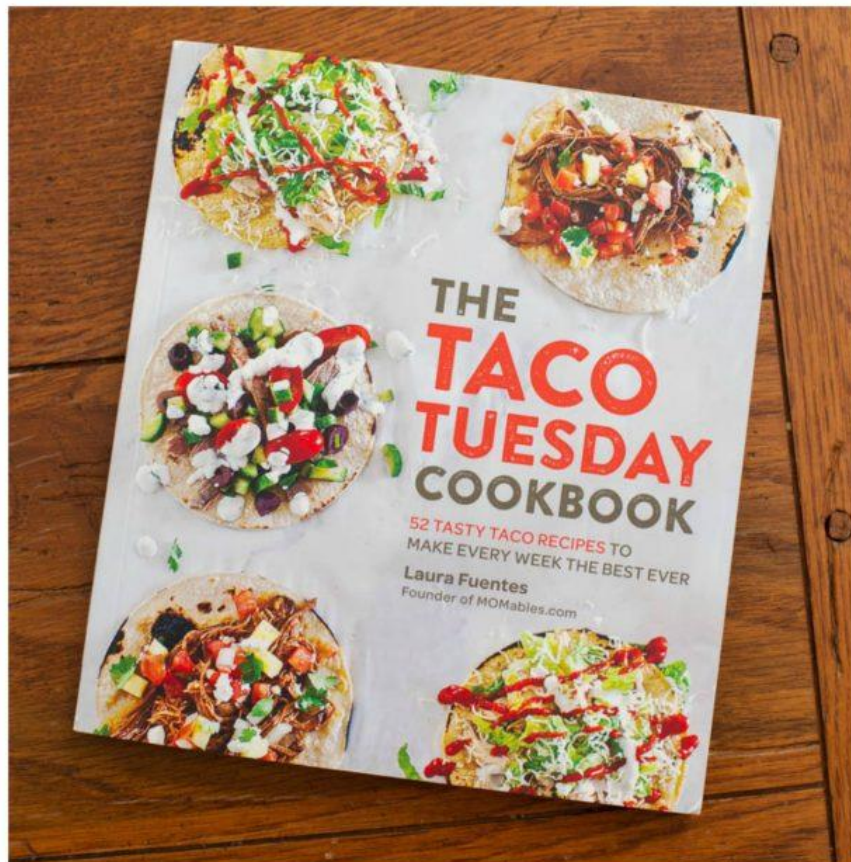
- Minimize Risks Associated with Natural Hazards
- Promote Active Living and Healthy Lifestyles
- Monitor Special Needs

# NEIGHBORHOOD PLANS

- What is a neighborhood plan?
- What is the Neighborhood Plan process?
- What can neighbors do to prepare for a neighborhood plan?



# NOW THINK OF THE COMPREHENSIVE PLAN AS A RECIPE BOOK...



...and each individual recipe is a Neighborhood Plan



# NEIGHBORHOOD PLAN

## THE WHY (VISION)



## THE WHAT (GOALS & POLICIES)

### INGREDIENTS

#### For the salsa

- 2 cups pineapple, peeled, cored, and sliced
- 1 red pepper, sliced
- 2 cups cucumber, peeled and sliced
- ½ cup minced red onion
- ½ cup cilantro, finely minced
- 1 tablespoon lime juice

## THE HOW (IMPLEMENTATION STEPS)

### DIRECTIONS

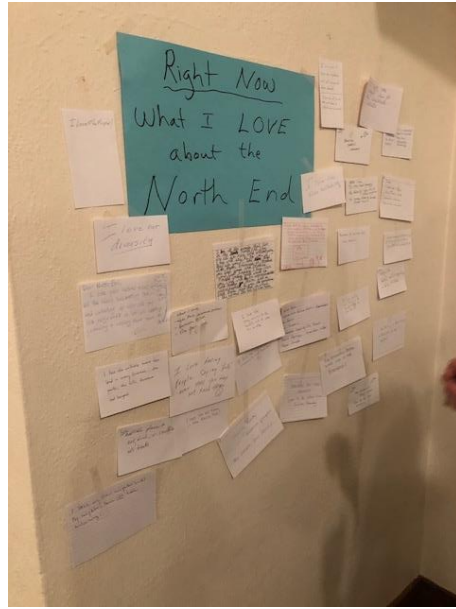
#### Make the salsa

Over a low flame on your stove or in a skillet, cook the outside of the pepper. Set it

Prepare the ingredients for the salsa.

Scrape the charred skin off of the ingredients. Stir and season to taste.





# PLAN CONTENT OVERVIEW

## 1. The Neighborhood Today

Describes current conditions within the neighborhood. Includes an analysis of data.

## 2. Basis for Action

Describes the public engagement process and findings. Clearly shows how public input shaped the plan.

## 3. Vision & Core Values

Describes what the neighborhood hopes for the future. Broad and inspirational.

## 4. Goals & Objectives

Describes what the Neighborhood needs to do to achieve the Vision and operate according to the core values.

## 5. Project Implementation

Identifies concrete policies and actions that the Neighborhood, City, or outside agencies can take to begin making progress on the plan.

# HOW IS A NEIGHBORHOOD PLAN USEFUL?



**A communication link**



**A baseline**



**A recommendation**



**A project list**



**An informational tool**

# ROLES & RESPONSIBILITIES

## Comprehensive Planner

Project manager, coordinates with City Departments, NPC, & NA. Assists with writing and analysis of plan/data

## Neighborhood Planning Committee (NPC)

Group of 10-15 people represent diverse interests. Guide all aspects of Neighborhood Plan process & content

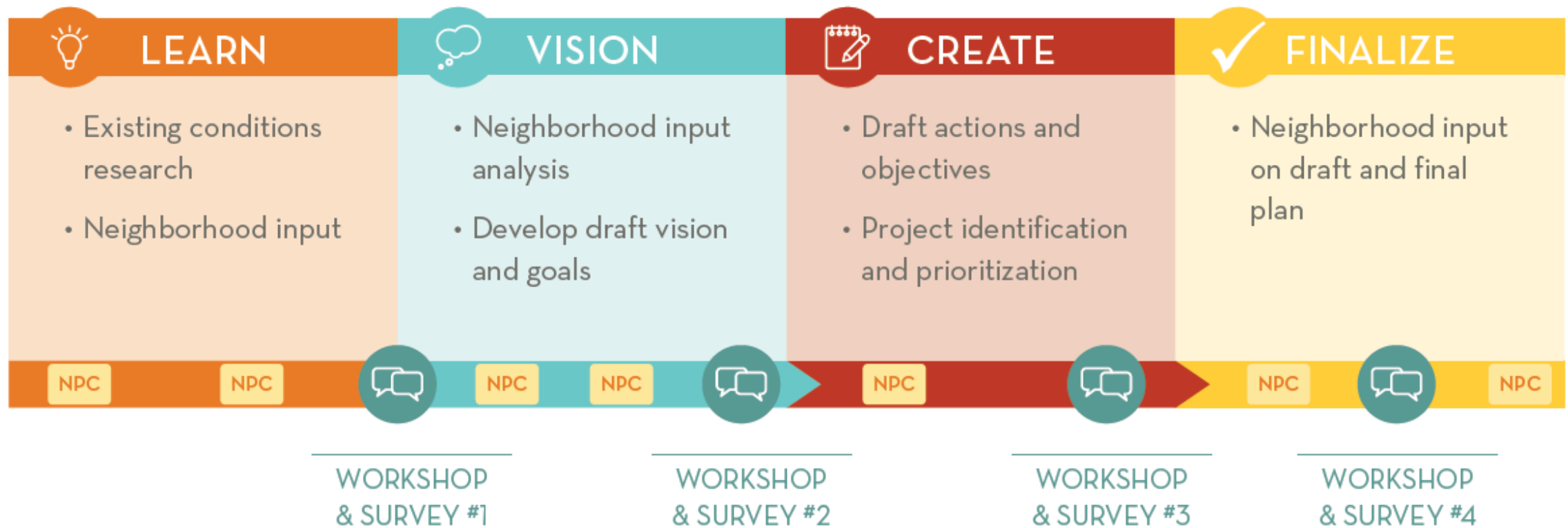
## Neighborhood Association(s)

Serve on NPC. Advertise and attend/volunteer at public meetings/surveys. Adopt completed plan if desired.

## "The Neighborhood"

Attend/participate in all public meetings or other outreach events. Read draft plan and submit comments

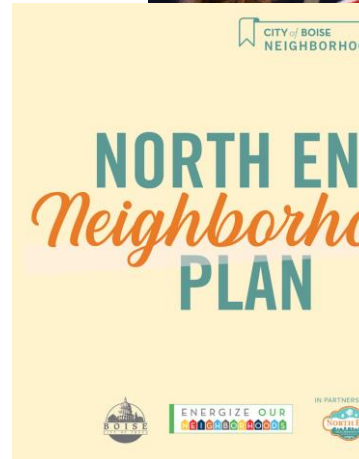

# PLAN PROCESS





# PUBLIC ENGAGEMENT OPTIONS

- Public Meetings
- “Office Hours”
- Resource Fairs
- Piggy Back on Other Events
- Committee Meetings
- Website
- Online Survey
- Interactive Maps
- Newsletter/Info Blasts
- Social Media



# WHAT CAN YOU DO TO PREPARE FOR A NEIGHBORHOOD PLAN?



**Organize**



**Listening  
Sessions**



**Visual  
Documentation**

EnergizeD Next Week:

## Zoning 101

June 24, 2020 | 12:00 -1:00

### Important Links:

<https://www.cityofboise.org/departments/planning-and-development-services/planning-and-zoning/comprehensive-planning/blueprint-boise/>

<https://www.cityofboise.org/departments/planning-and-development-services/planning-and-zoning/comprehensive-planning/neighborhood-planning/>

## QUESTIONS & DISCUSSION

Happy to answer questions:

[ddupuy@cityofboise.org](mailto:ddupuy@cityofboise.org)

208-608-7116