

Boise City Building Construction Report (September 2020)

Permits	2019	2020
Dwellings (# Structures)	68	76
Living Units		
Manufactured Home	1	0
Single Family	61	70
Duplex	0	0
Triplex	0	0
Fourplex	24	20
Sixplex	0	0
Multiple	0	60
Living Units Total	86	150
Dwellings Other		
Private Garages or Carports	14	3
Res. Additions, Alt & Rep	177	185
	191	188
Commercial Construction		
Comm. Additions, Alt & Rep	73	38
New Commercial Buildings	6	9
Religious	0	0
Governmental	0	0
Educational	0	0
	79	47
Grading		
Commercial	5	4
Residential	1	2
	6	6
Trade/Other Permits		
Signs	12	3
Electrical	409	400
Plumbing	492	505
Mechanical	411	463
Fire	91	55
Erosion Control	118	114
	1,533	1,540
Razed Structures		
Dwellings	7	10
Other	4	2
	11	12
Total Permit Count (not units)	1,888	1,869

Valuations	2019	2020
Dwellings		
Living Units		
Manufactured Home	\$7,500.00	\$0.00
Single Family	\$18,119,785.12	\$20,994,954.07
Duplex	\$0.00	\$0.00
Triplex	\$0.00	\$0.00
Fourplex	\$2,200,056.00	\$3,731,000.00
Sixplex	\$0.00	\$0.00
Multiple	\$0.00	\$8,380,005.00
Total	\$20,327,341.12	\$33,105,959.07
Dwellings Other		
Private Garages or Carports	\$396,768.44	\$94,111.68
Res. Additions, Alt & Rep	\$5,036,513.37	\$4,858,779.63
Total	\$5,433,281.81	\$4,952,891.31
Commercial Construction		
Comm. Additions, Alt & Rep	\$13,408,373.00	\$10,399,140.63
New Commercial Buildings	\$10,881,812.00	\$25,112,903.00
Religious	\$0.00	\$0.00
Governmental	\$0.00	\$0.00
Educational	\$0.00	\$0.00
Total	\$24,290,185.00	\$35,512,043.63
Grading		
Commercial	\$2,077,255.00	\$760,210.00
Residential	\$0.00	\$0.00
Total	\$2,077,255.00	\$760,210.00
Trade/Other Permits		
Signs	\$122,853.00	\$8,898.84
Electrical	\$4,345,681.00	\$6,813,310.60
Plumbing	\$4,489,454.00	\$3,358,320.73
Mechanical	\$6,802,468.00	\$9,103,300.42
Fire	\$0.00	\$0.00
Erosion Control	\$0.00	\$0.00
Total	\$15,760,456.00	\$19,283,830.59
Razed Structures		
Dwellings	\$37,600.00	\$44,635.00
Other	\$59,200.00	\$30,380.00
Total	\$96,800.00	\$75,015.00
Total Building Valuation	\$52,347,715.93	\$74,415,017.85

This report does not include Planning and Zoning Permits. These valuations may be included as part of the "Dwellings, Dwellings Other, and Commercial Construction sections of this report. Erosion Control, Fire, and Residential Grading permits are not based on project value..

Total Building Valuation excludes Residential Grading and Trades

Five Year Comparison

September Report

Five Year Comparison

Includes Building, Electrical, Erosion, Fire, Mechanical, Grading, and Plumbing Permits

Total Number of Permits Issued

9 Months 2020	16,011
9 Months 2019	16,963
9 Months 2018	17,325
9 Months 2017	15,901
9 Months 2016	15,735

Total Value of Permits Issued

9 Months 2020	\$647,413,700.30
9 Months 2019	\$867,513,359.27
9 Months 2018	\$769,760,215.66
9 Months 2017	\$676,080,254.52
9 Months 2016	\$632,988,489.24

Total Receipts for Permits Issued

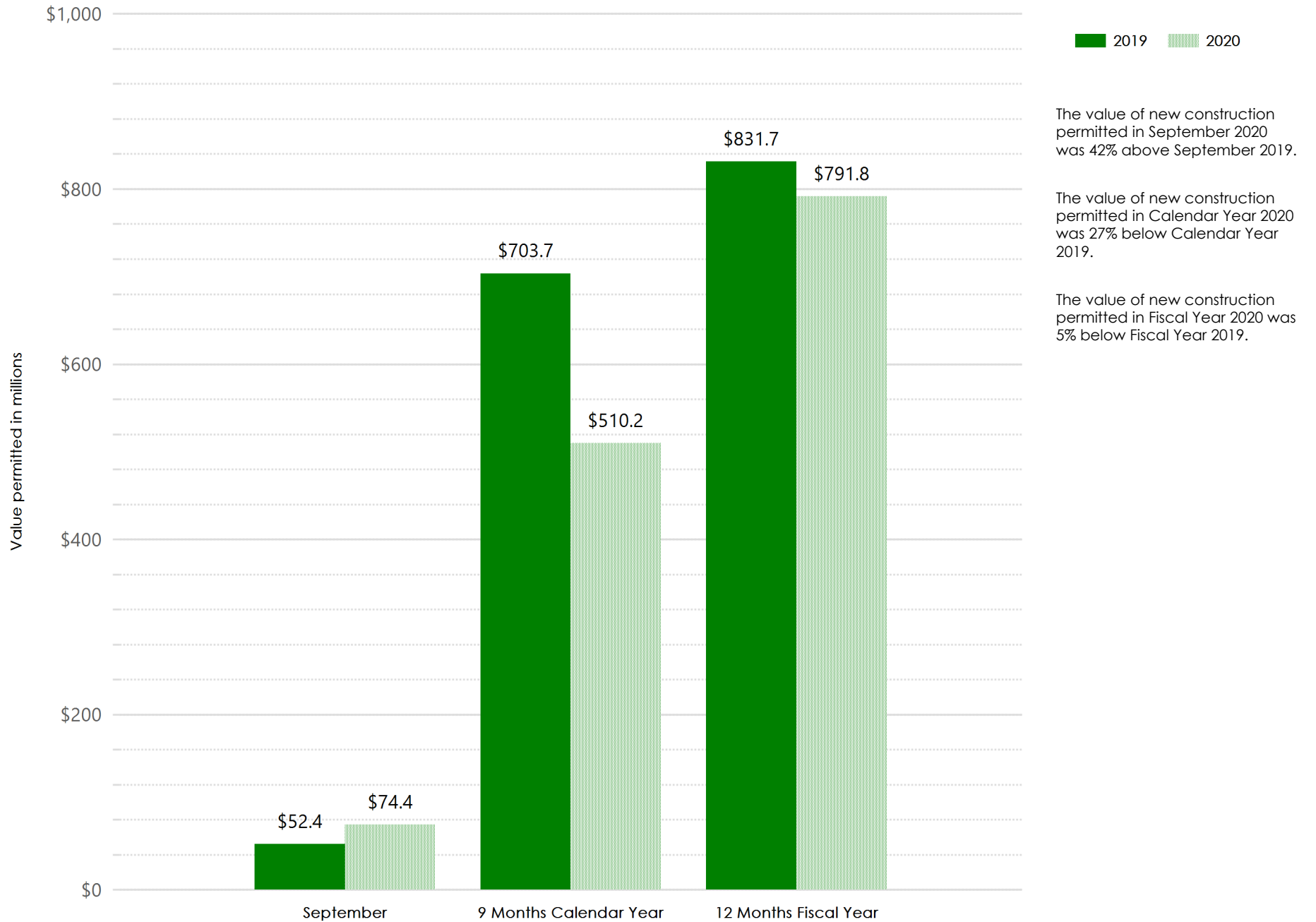
9 Months 2020	\$7,513,707.42
9 Months 2019	\$9,602,707.66
9 Months 2018	\$8,938,535.58
9 Months 2017	\$7,638,866.14
9 Months 2016	\$7,212,232.27

Receipts

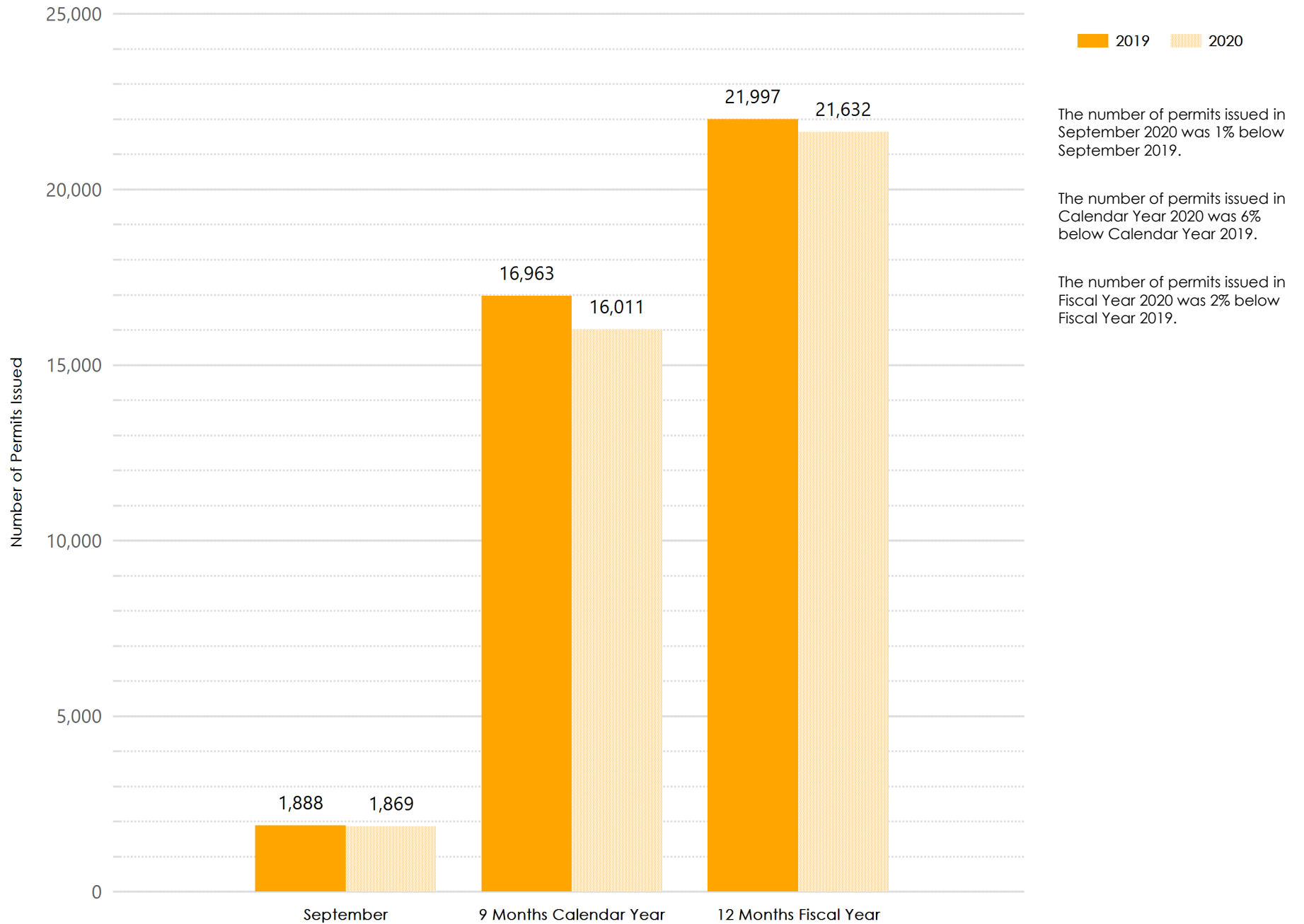
September Report

Receipts	2019	2020
Building Permits	\$338,728.39	\$449,930.08
Building Plan Check	\$136,142.87	\$239,124.70
Electrical Permits	\$54,013.28	\$70,287.41
Energy Inspection Fees	\$2,866.24	\$8,717.68
Erosion Control Program	\$11,418.75	\$9,371.25
Fire Permits	\$46,355.40	\$58,757.72
Grading	\$13,264.49	\$5,534.57
Manufactured Home Permits	\$0.00	\$0.00
Mechanical Permits	\$119,897.47	\$137,851.45
Plumbing Permits	\$85,686.06	\$80,445.13
Sign Permits	\$1,992.88	\$275.83
Total	\$810,365.83	\$1,060,295.82

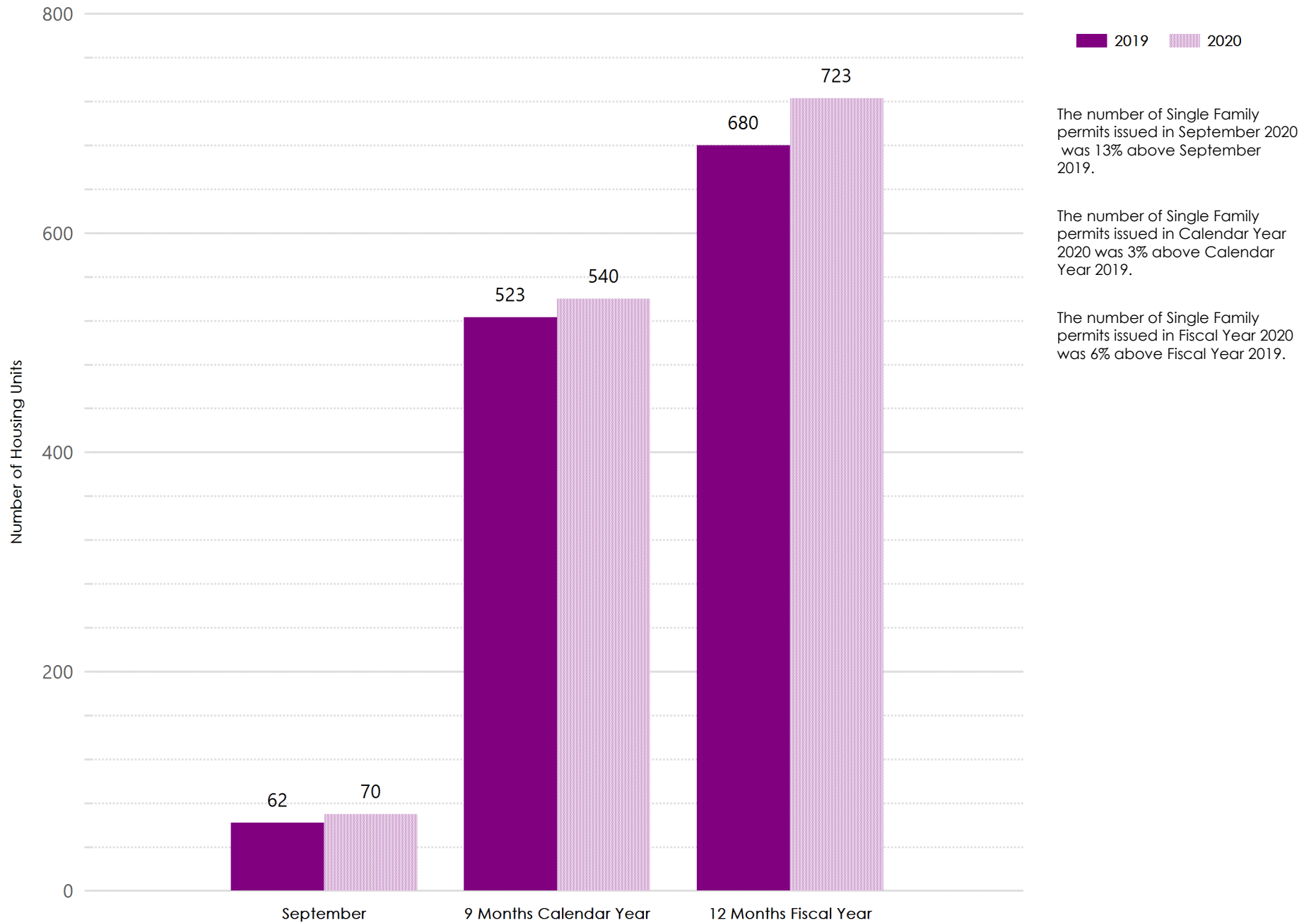
September Construction Value Report



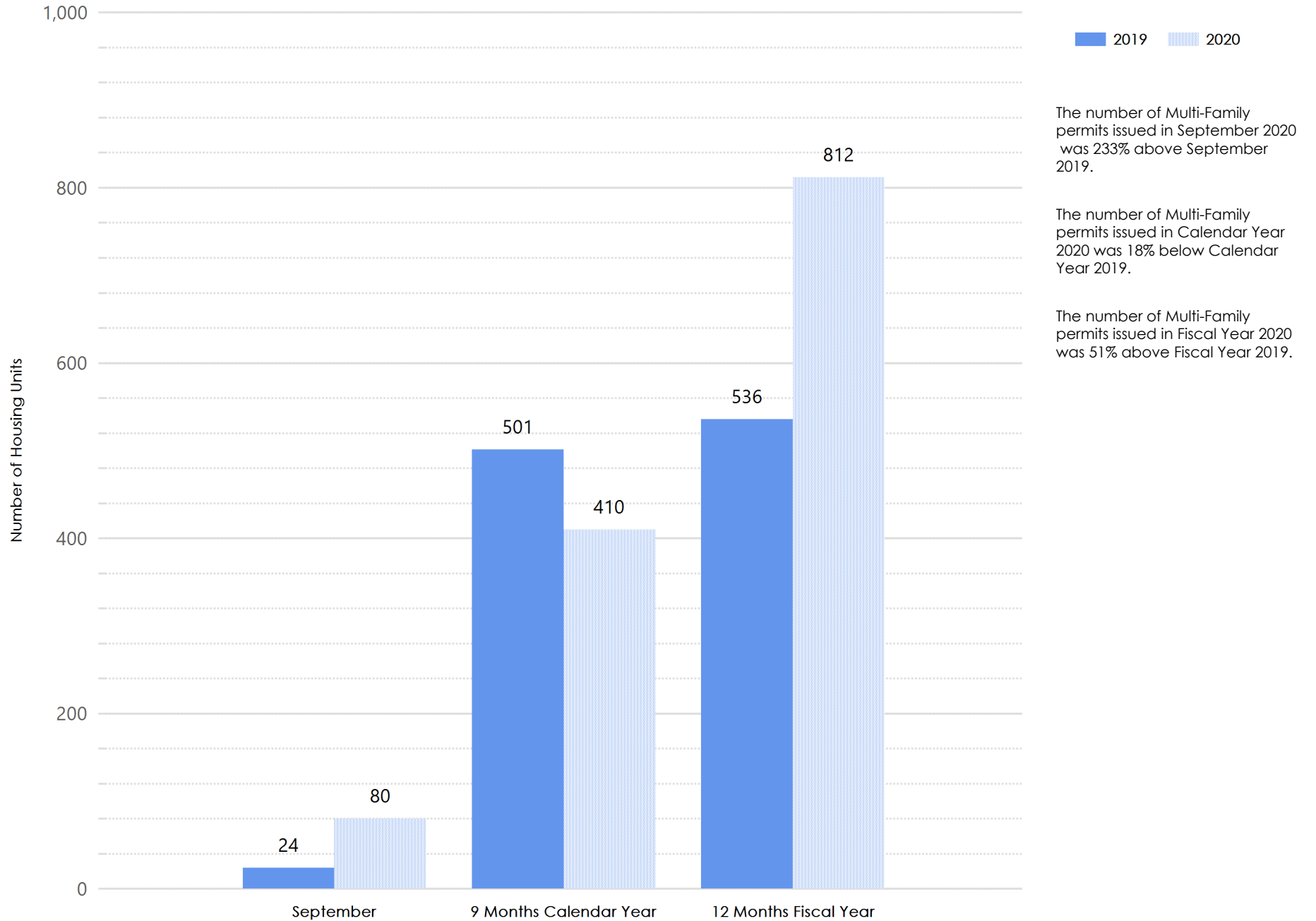
September Comparison Permits Issued



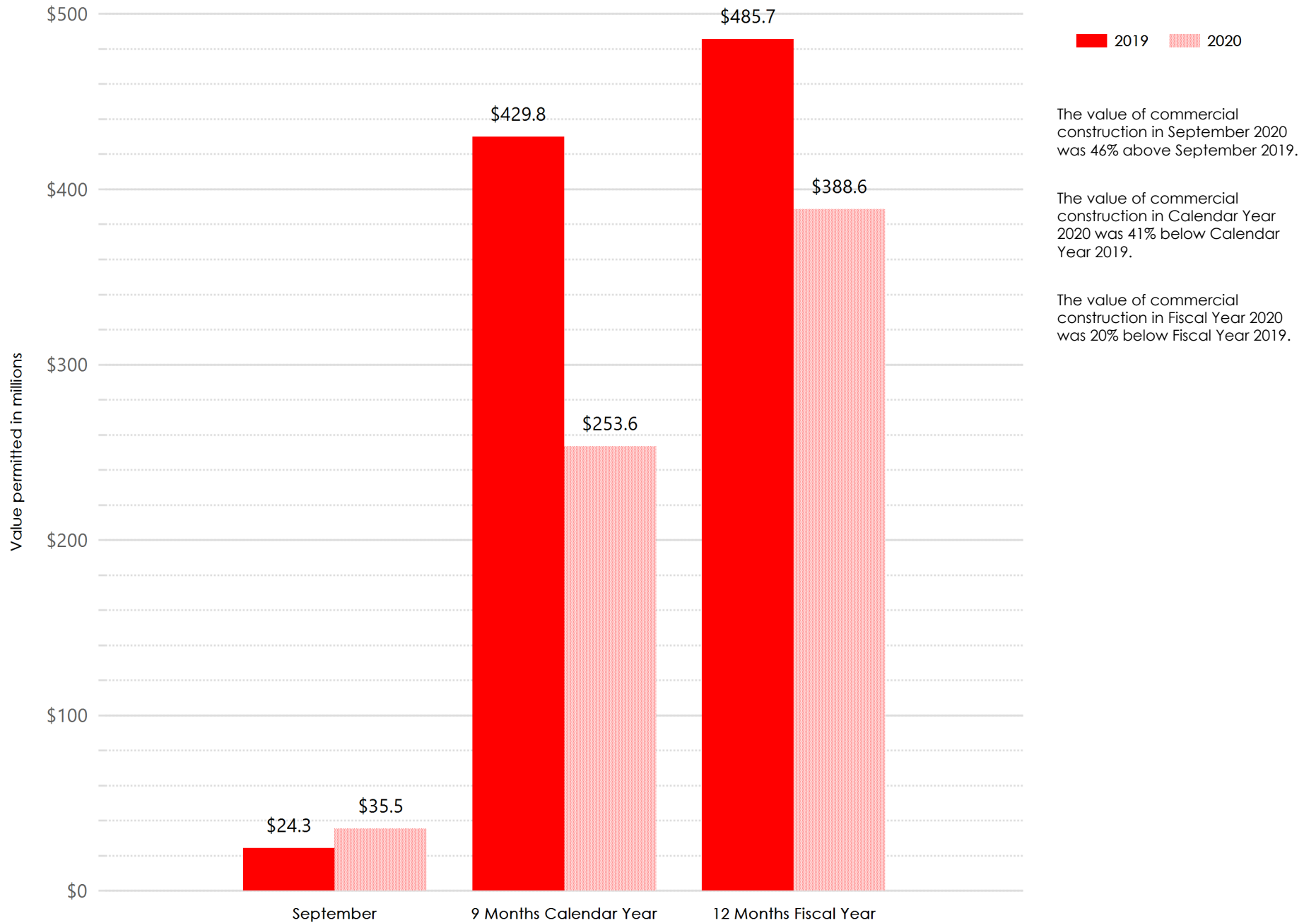
September Single Family Housing Permits Issued



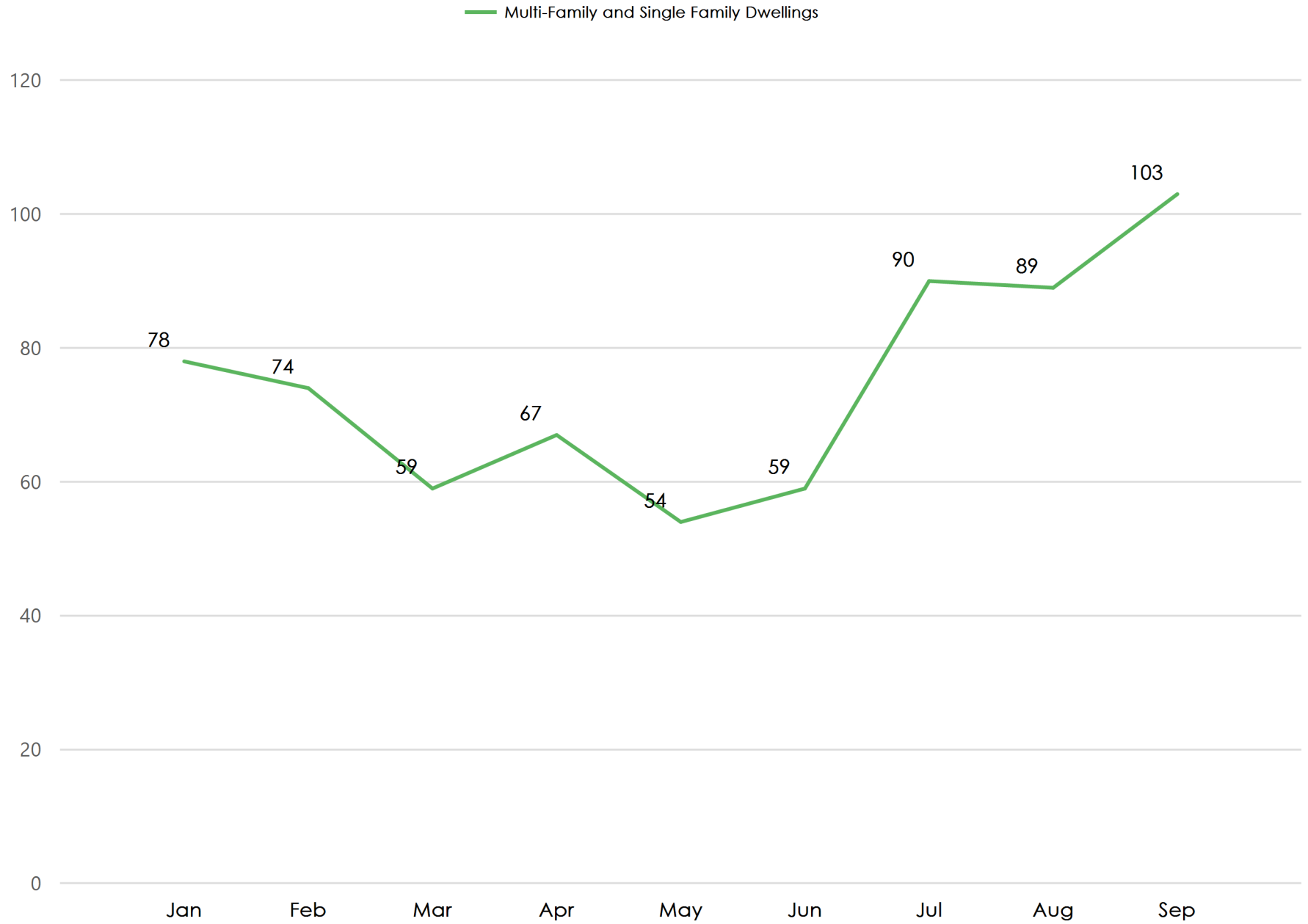
September Multi-Family Housing



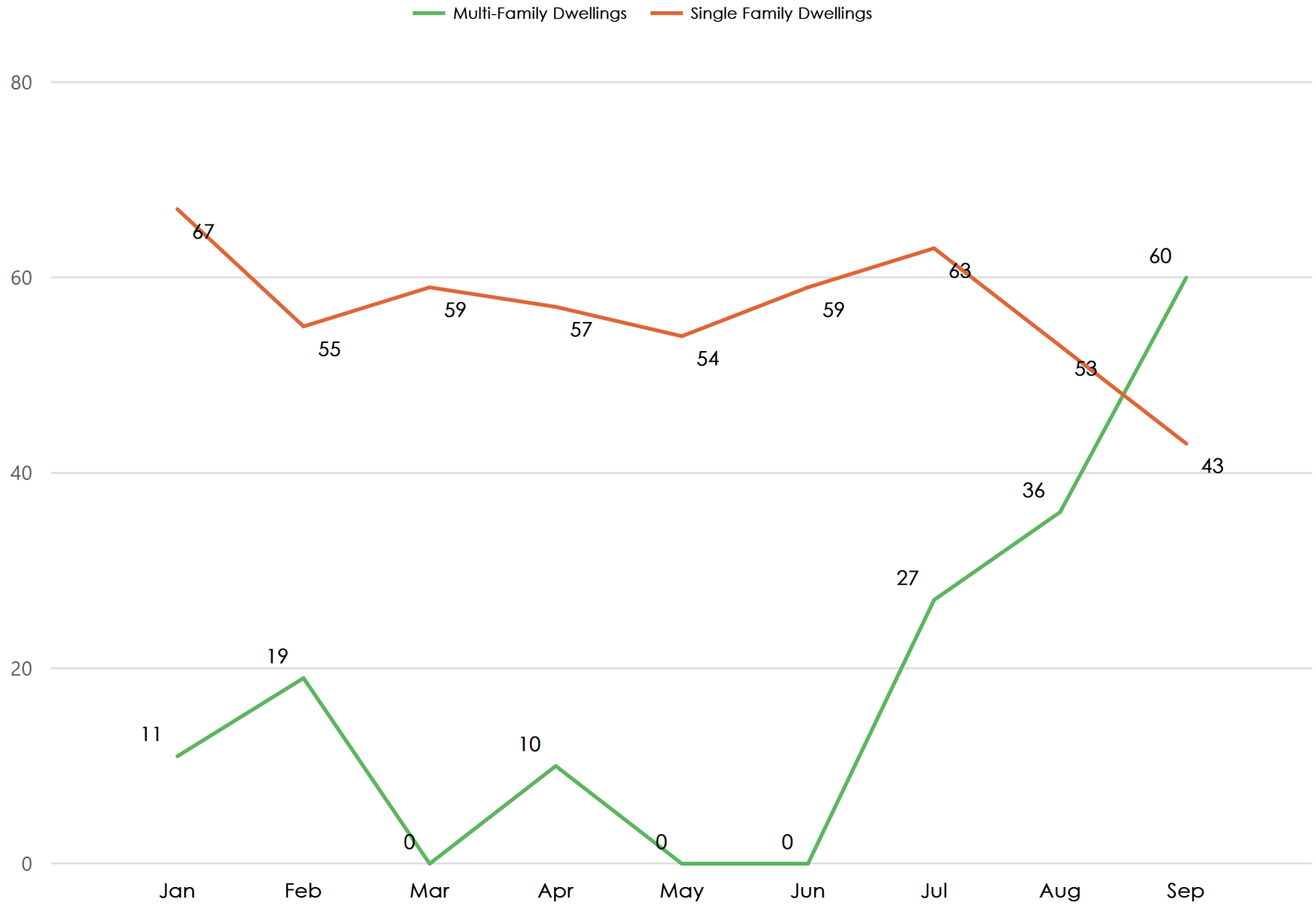
September Commercial Construction Value



Finalized Units by Month 2020

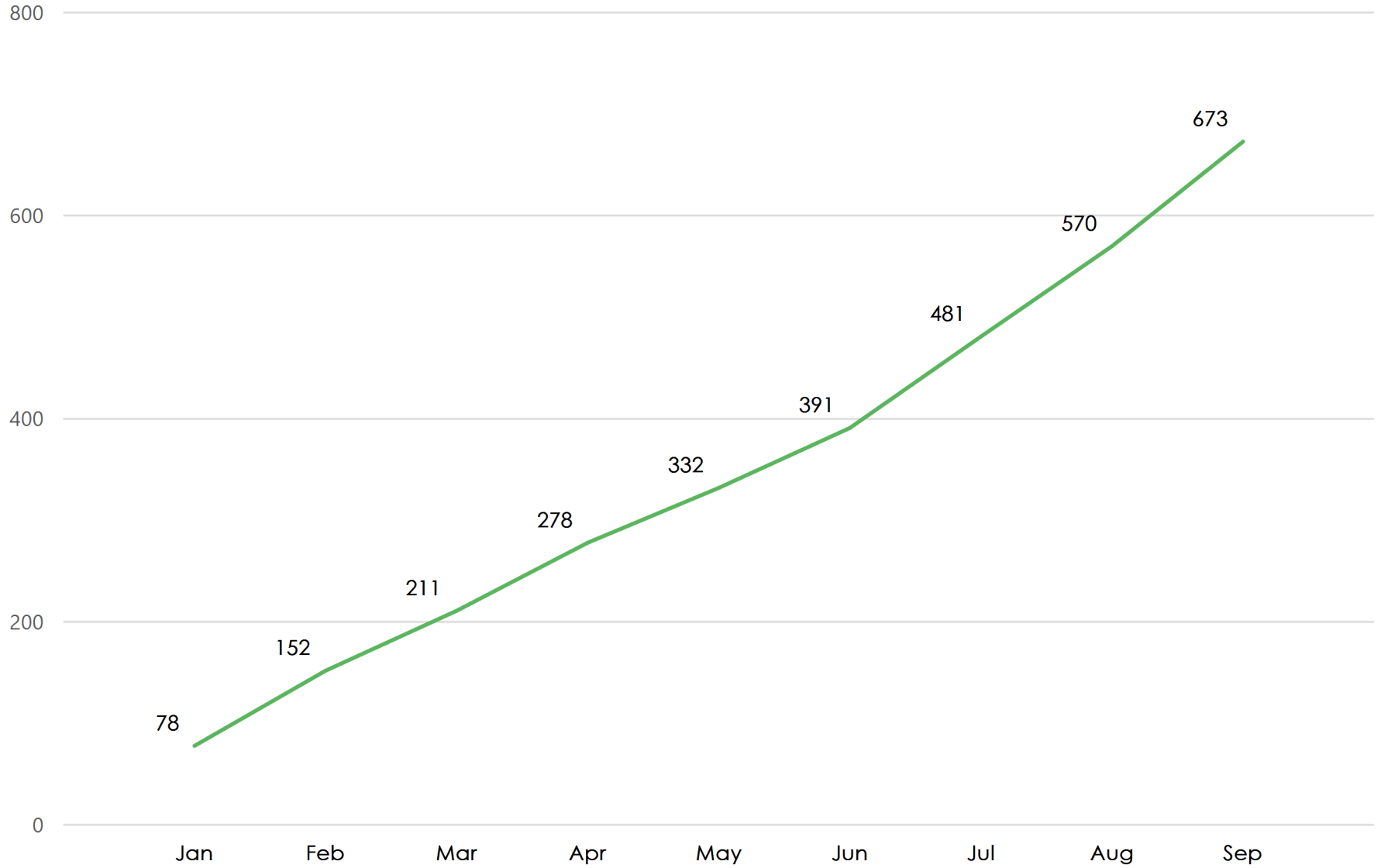


Number of Units Finished by Month Single Family Dwellings vs. Multi-Family Dwellings 2020



Number of Units Finaled 2020 YTD (Running Total)

— Multi-Family and Single Family Dwellings



Finaled Units Single Family Dwellings vs. Multi-Family Dwellings 2020 YTD (Running Total)

