

# Boise City Building Construction Report (December 2020)

Permits	2019	2020
<b>Dwellings (# Structures)</b>	<b>32</b>	<b>41</b>
<b>Living Units</b>		
Manufactured Home	0	0
Single Family	32	40
Duplex	0	0
Triplex	0	0
Fourplex	0	0
Sixplex	0	0
Multiple	0	30
<b>Living Units Total</b>	<b>32</b>	<b>70</b>
<b>Dwellings Other</b>		
Private Garages or Carports	5	8
Res. Additions, Alt & Rep	113	199
	<b>118</b>	<b>207</b>
<b>Commercial Construction</b>		
Comm. Additions, Alt & Rep	65	46
New Commercial Buildings	6	12
Religious	0	0
Governmental	0	0
Educational	0	1
	<b>71</b>	<b>59</b>
<b>Grading</b>		
Commercial	4	2
Residential	1	4
	<b>5</b>	<b>6</b>
<b>Trade/Other Permits</b>		
Signs	21	28
Electrical	325	389
Plumbing	385	449
Mechanical	418	463
Fire	83	58
Erosion Control	69	113
	<b>1,301</b>	<b>1,500</b>
<b>Razed Structures</b>		
Dwellings	10	2
Other	1	3
	<b>11</b>	<b>5</b>
<b>Total Permit Count (not units)</b>	<b>1,538</b>	<b>1,818</b>

Valuations	2019	2020
<b>Dwellings</b>		
<b>Living Units</b>		
Manufactured Home	\$0.00	\$0.00
Single Family	\$10,724,959.38	\$12,674,870.08
Duplex	\$0.00	\$0.00
Triplex	\$0.00	\$0.00
Fourplex	\$0.00	\$0.00
Sixplex	\$0.00	\$0.00
Multiple	\$0.00	\$3,200,000.00
<b>Total</b>	<b>\$10,724,959.38</b>	<b>\$15,874,870.08</b>
<b>Dwellings Other</b>		
Private Garages or Carports	\$133,766.00	\$230,929.28
Res. Additions, Alt & Rep	\$2,769,593.04	\$12,170,976.20
<b>Total</b>	<b>\$2,903,359.04</b>	<b>\$12,401,905.48</b>
<b>Commercial Construction</b>		
Comm. Additions, Alt & Rep	\$42,010,864.59	\$14,925,912.00
New Commercial Buildings	\$1,731,279.00	\$16,040,220.00
Religious	\$0.00	\$0.00
Governmental	\$0.00	\$0.00
Educational	\$0.00	\$33,897.00
<b>Total</b>	<b>\$43,742,143.59</b>	<b>\$31,000,029.00</b>
<b>Grading</b>		
Commercial	\$486,670.00	\$1,414,025.00
Residential	\$0.00	\$0.00
<b>Total</b>	<b>\$486,670.00</b>	<b>\$1,414,025.00</b>
<b>Trade/Other Permits</b>		
Signs	\$112,334.00	\$230,418.00
Electrical	\$2,831,043.00	\$4,081,729.10
Plumbing	\$3,249,125.00	\$1,892,474.06
Mechanical	\$5,546,260.00	\$5,338,202.27
Fire	\$0.00	\$0.00
Erosion Control	\$0.00	\$0.00
<b>Total</b>	<b>\$11,738,762.00</b>	<b>\$11,542,823.43</b>
<b>Razed Structures</b>		
Dwellings	\$40,400.00	\$7,000.00
Other	\$20,000.00	\$319,809.00
<b>Total</b>	<b>\$60,400.00</b>	<b>\$326,809.00</b>
<b>Total Building Valuation</b>	<b>\$58,029,866.01</b>	<b>\$61,248,056.56</b>

This report does not include Planning and Zoning Permits. These valuations may be included as part of the "Dwellings, Dwellings Other, and Commercial Construction sections of this report. Erosion Control, Fire, and Residential Grading permits are not based on project value..

Total Building Valuation excludes Residential Grading and Trades

## Five Year Comparison

### December Report

#### Five Year Comparison

*Includes Building, Electrical, Erosion, Fire, Mechanical, Grading, and Plumbing Permits*

#### Total Number of Permits Issued

12 Months 2020	21,738
12 Months 2019	22,581
12 Months 2018	22,360
12 Months 2017	21,270
12 Months 2016	20,553

#### Total Value of Permits Issued

12 Months 2020	\$857,810,173.09
12 Months 2019	\$1,203,968,598.07
12 Months 2018	\$937,739,971.77
12 Months 2017	\$876,016,498.20
12 Months 2016	\$786,775,196.13

#### Total Receipts for Permits Issued

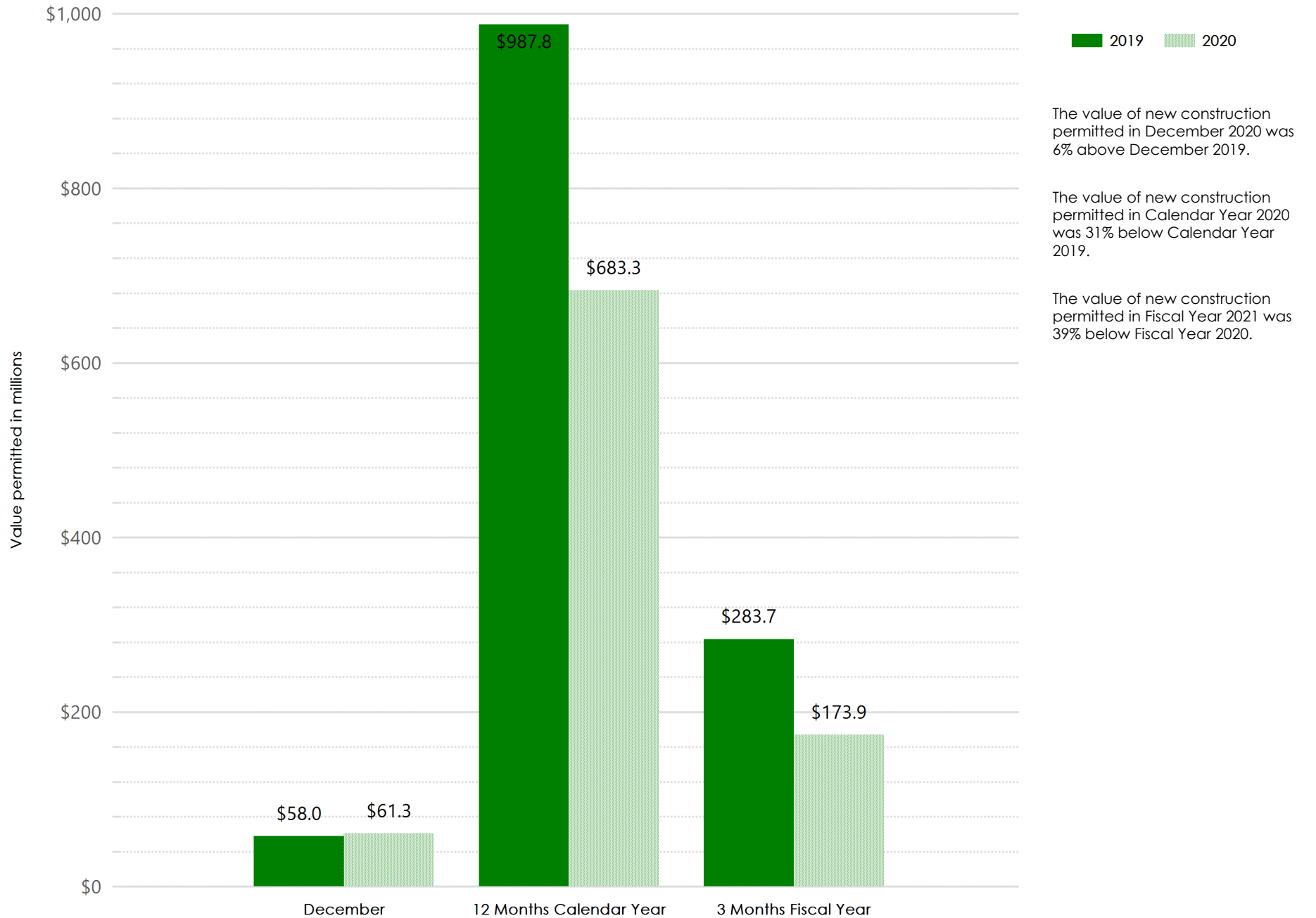
12 Months 2020	\$10,589,195.82
12 Months 2019	\$13,261,416.55
12 Months 2018	\$10,984,991.79
12 Months 2017	\$9,931,868.16
12 Months 2016	\$9,070,729.41

# Receipts

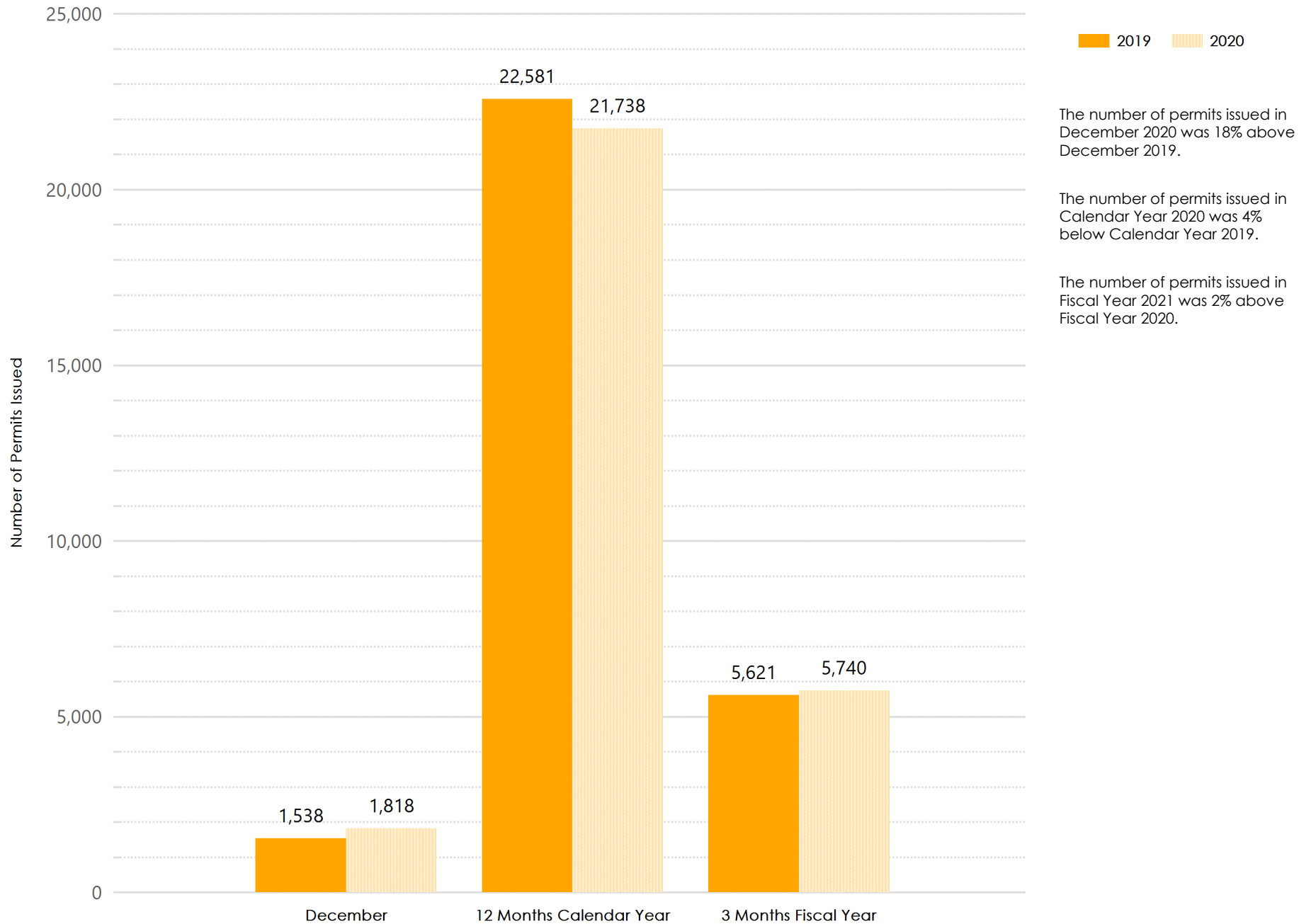
## December Report

Receipts	2019	2020
Building Permits	\$364,321.68	\$384,868.44
Building Plan Check	\$202,442.09	\$165,761.79
Electrical Permits	\$45,856.29	\$55,175.42
Energy Inspection Fees	\$2,283.04	\$6,105.00
Erosion Control Program	\$6,401.25	\$10,552.50
Fire Permits	\$88,454.85	\$49,672.18
Grading	\$4,017.06	\$9,268.23
Mechanical Permits	\$85,240.80	\$87,366.99
Plumbing Permits	\$68,432.00	\$53,416.70
Sign Permits	\$2,274.93	\$4,135.13
<b>Total</b>	<b>\$869,723.99</b>	<b>\$826,322.38</b>

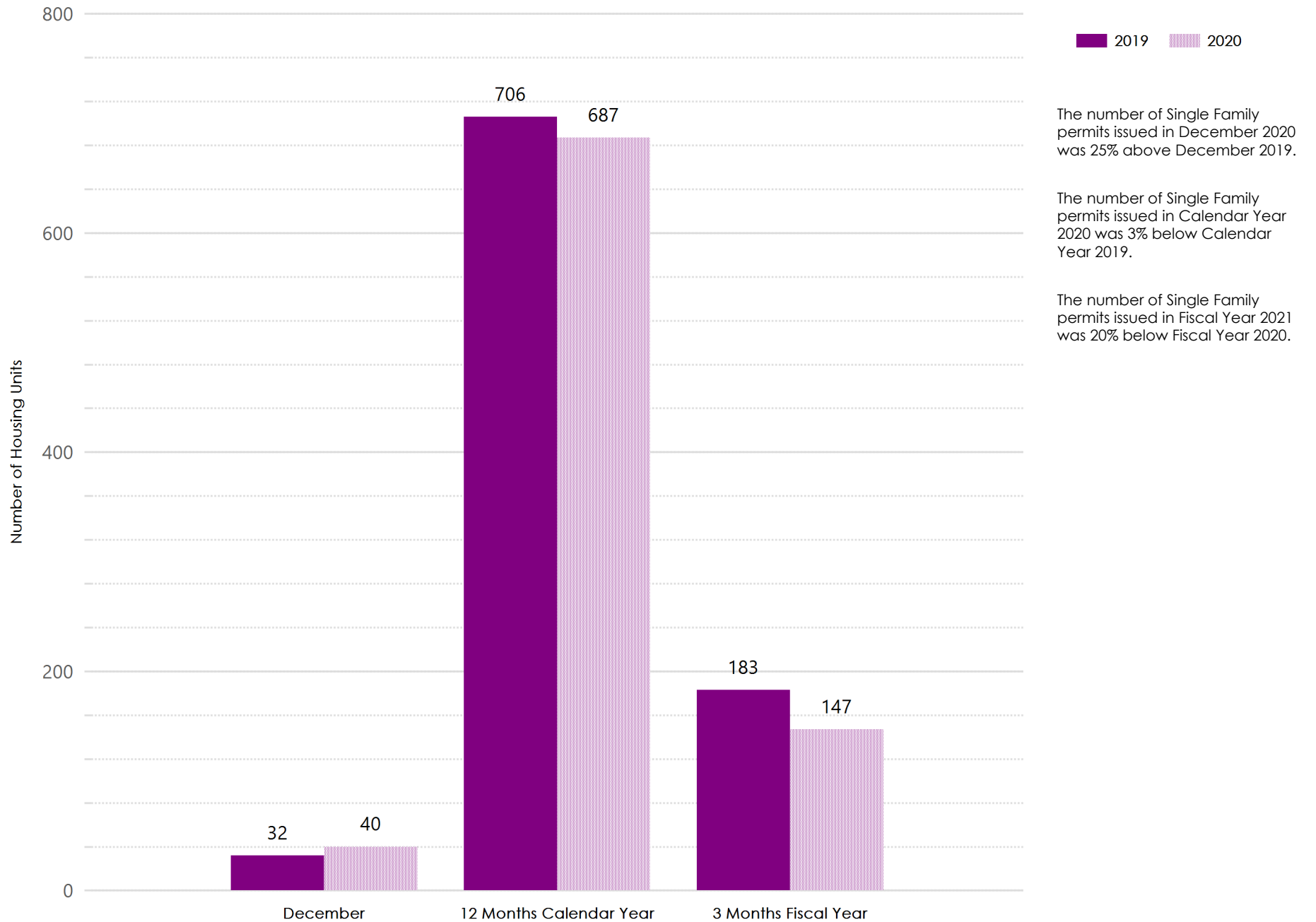
# December Construction Value Report



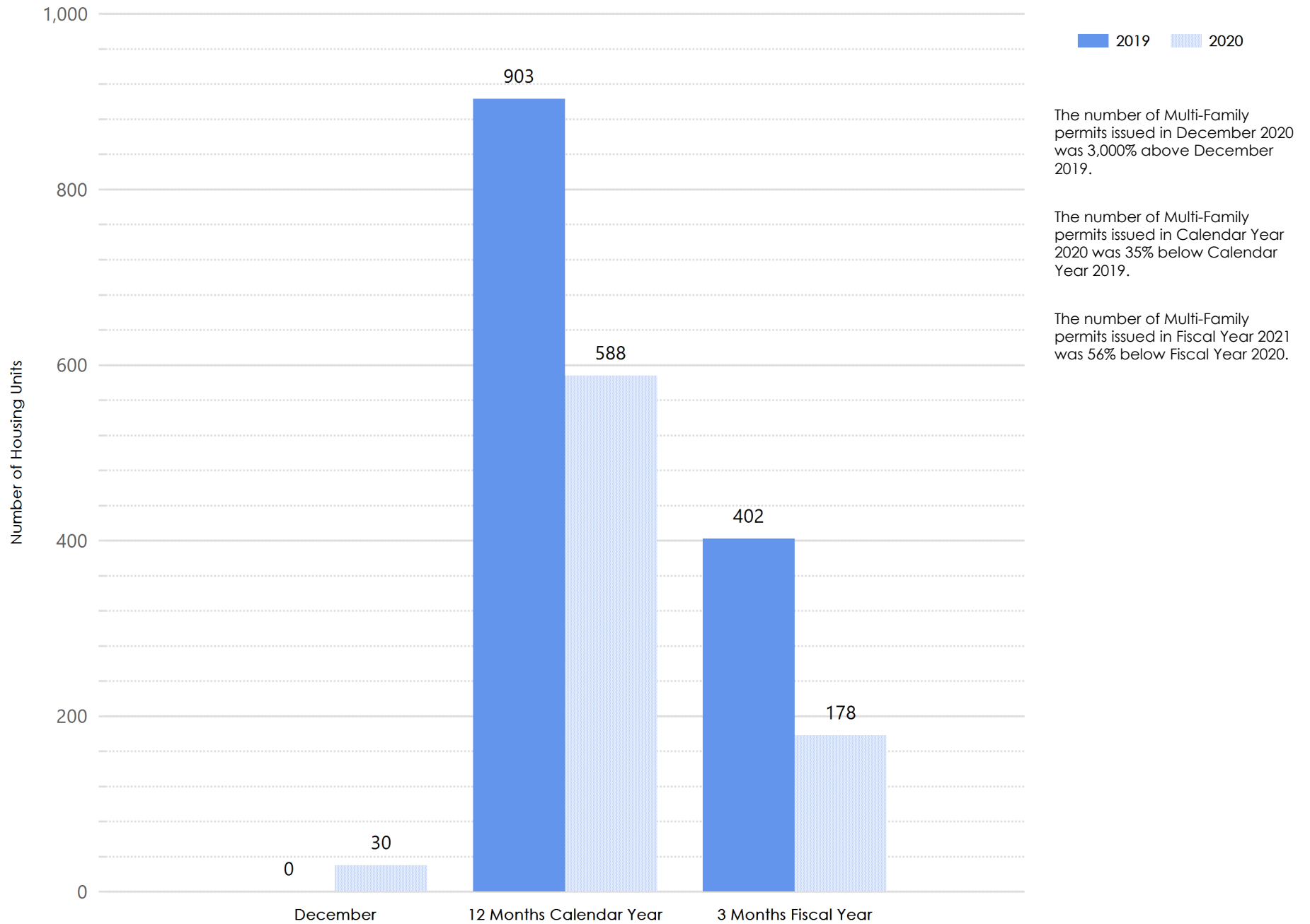
## December Comparison Permits Issued



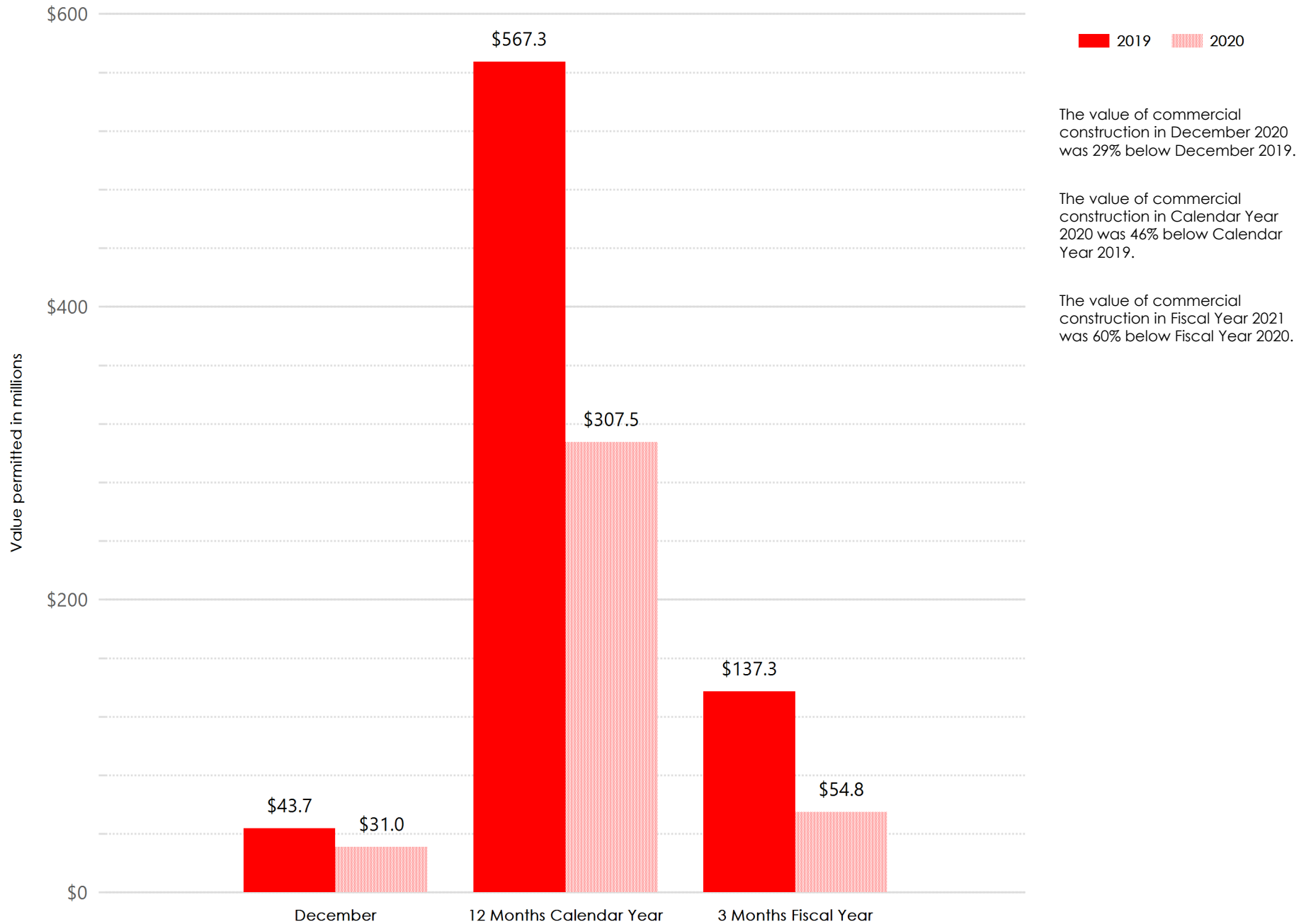
## December Single Family Housing Permits Issued



# December Multi-Family Housing



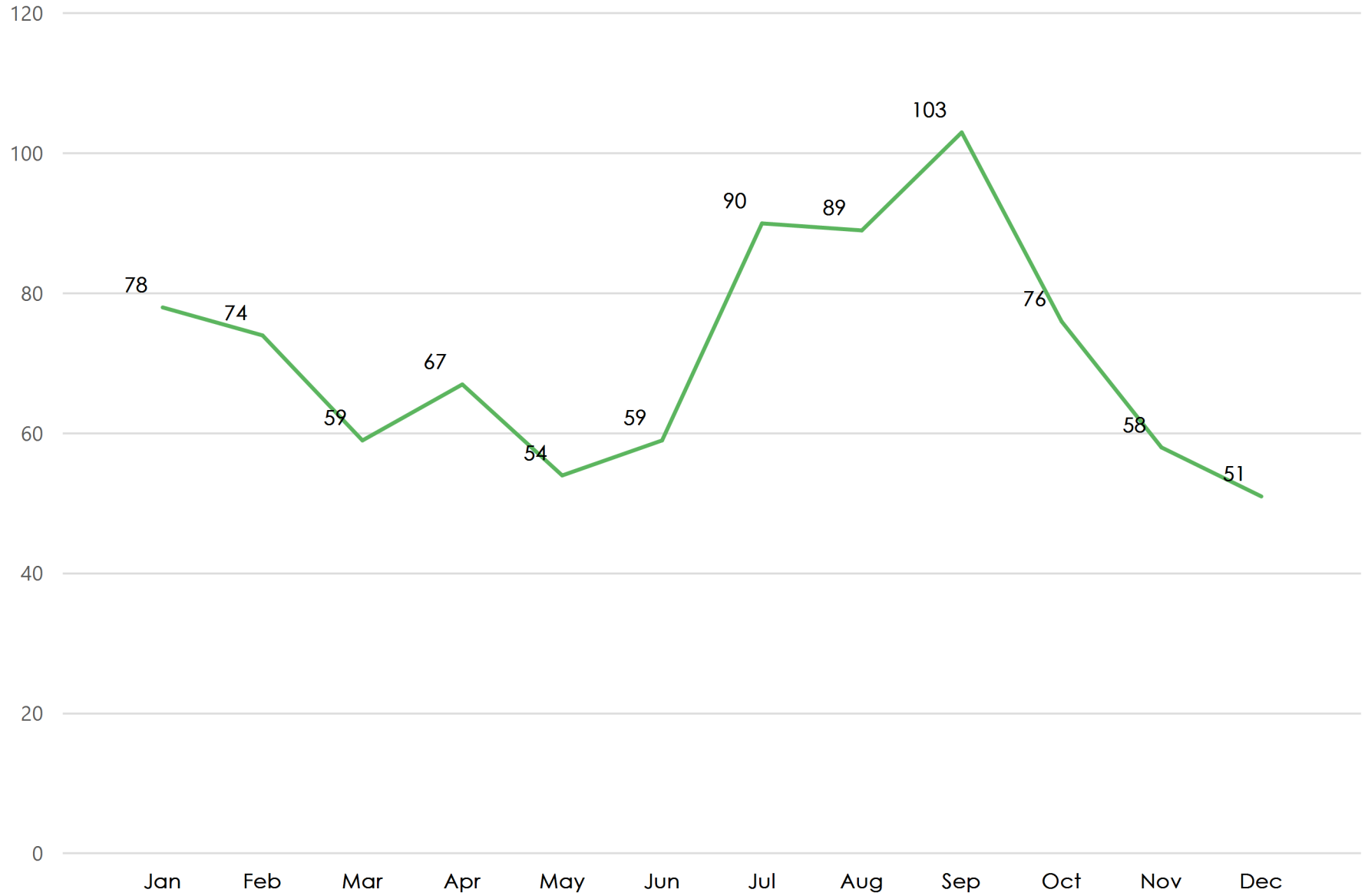
# December Commercial Construction Value



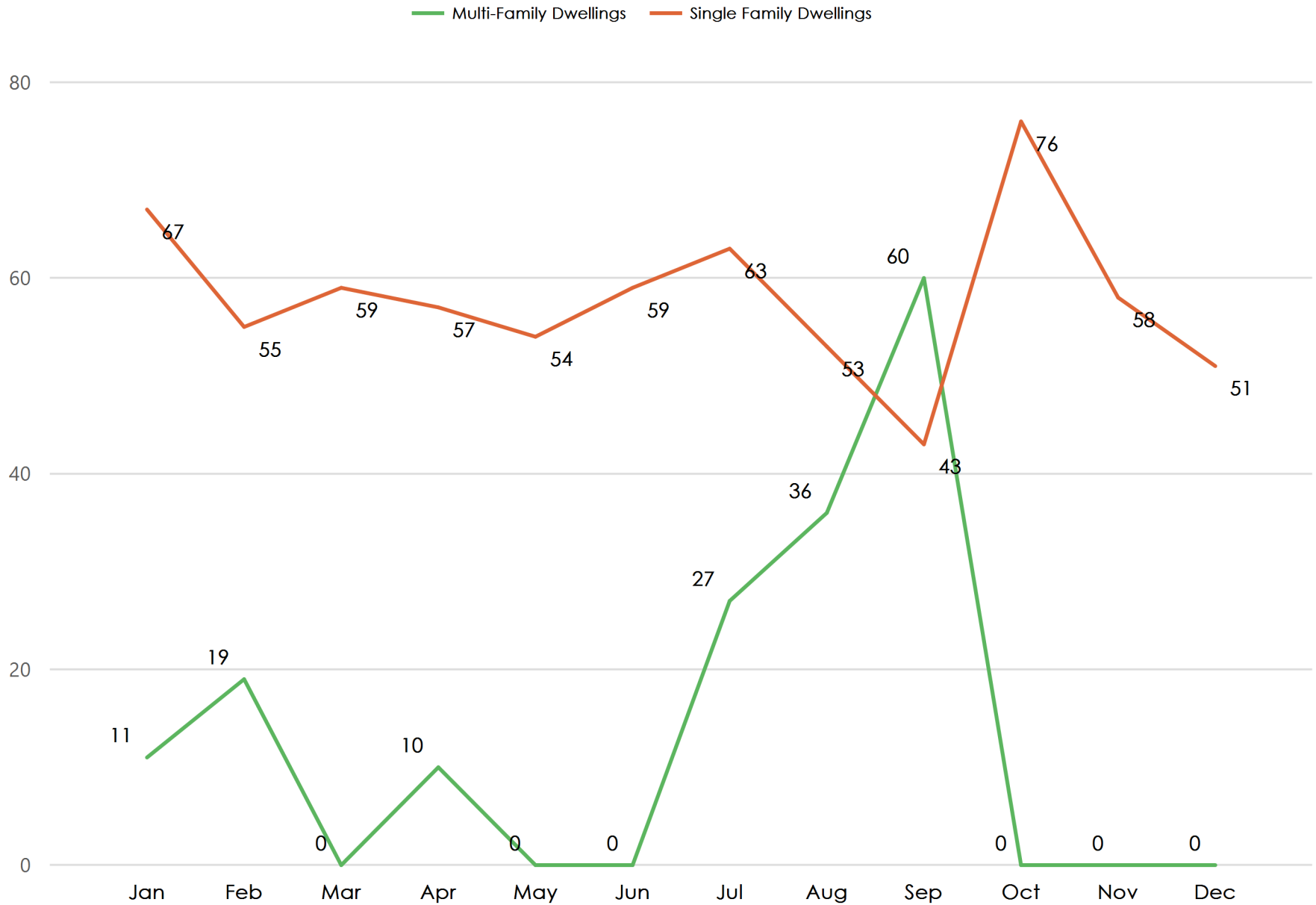


# Finalized Units by Month 2020

— Multi-Family and Single Family Dwellings

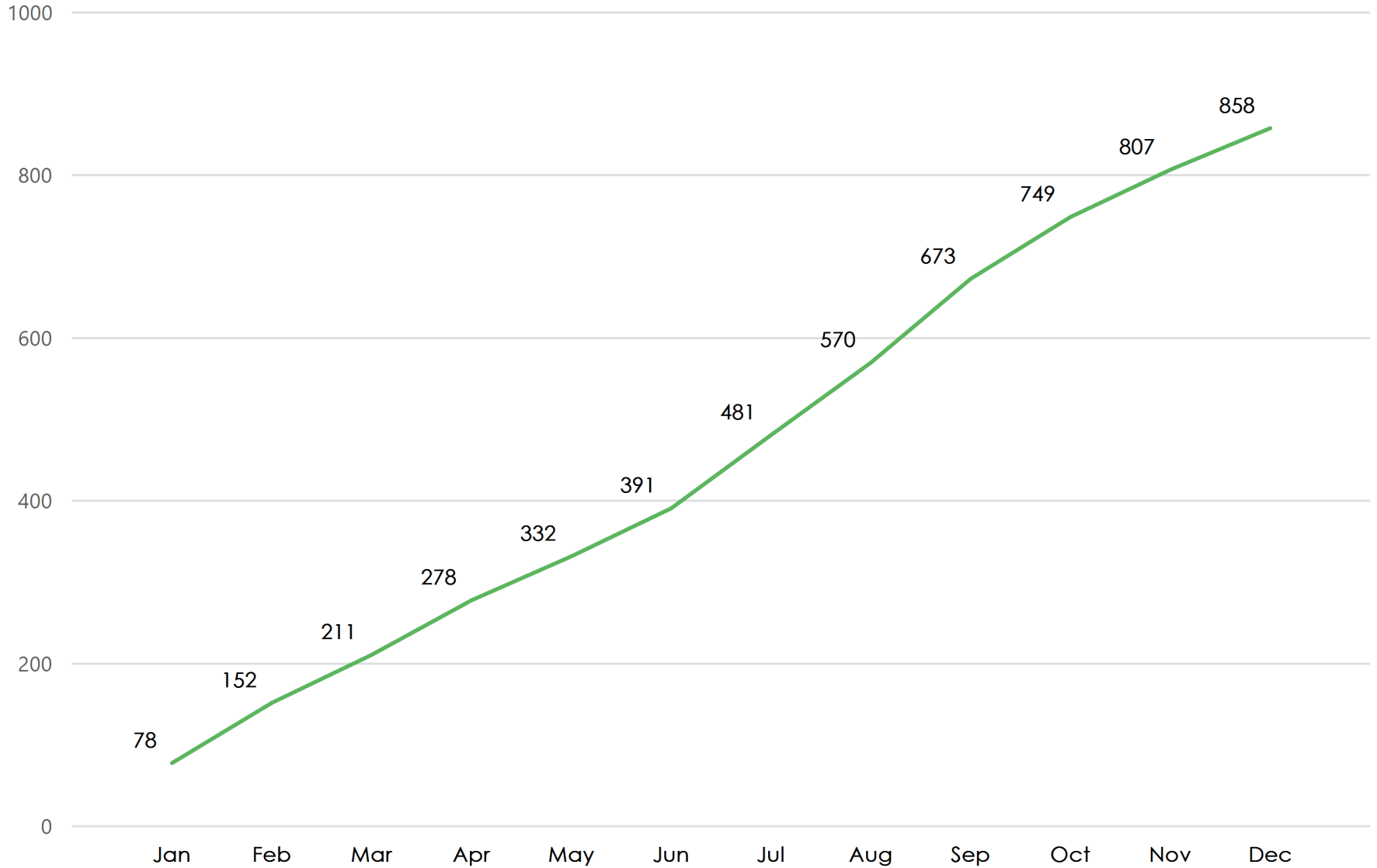


### Number of Units Finaled by Month Single Family Dwellings vs. Multi-Family Dwellings 2020



### Number of Units Finaled 2020 YTD (Running Total)

— Multi-Family and Single Family Dwellings



### Finaled Units Single Family Dwellings vs. Multi-Family Dwellings 2020 YTD (Running Total)

