

Sunset Neighborhood Plan Survey #3

Summary and Analysis

Overview

The third Sunset Neighborhood survey was online from July 14 to August 6, 2021 and received a total of 140 responses. The survey and comment form were available online at <https://www.cityofboise.org/sunsetplan>.

Respondent Information

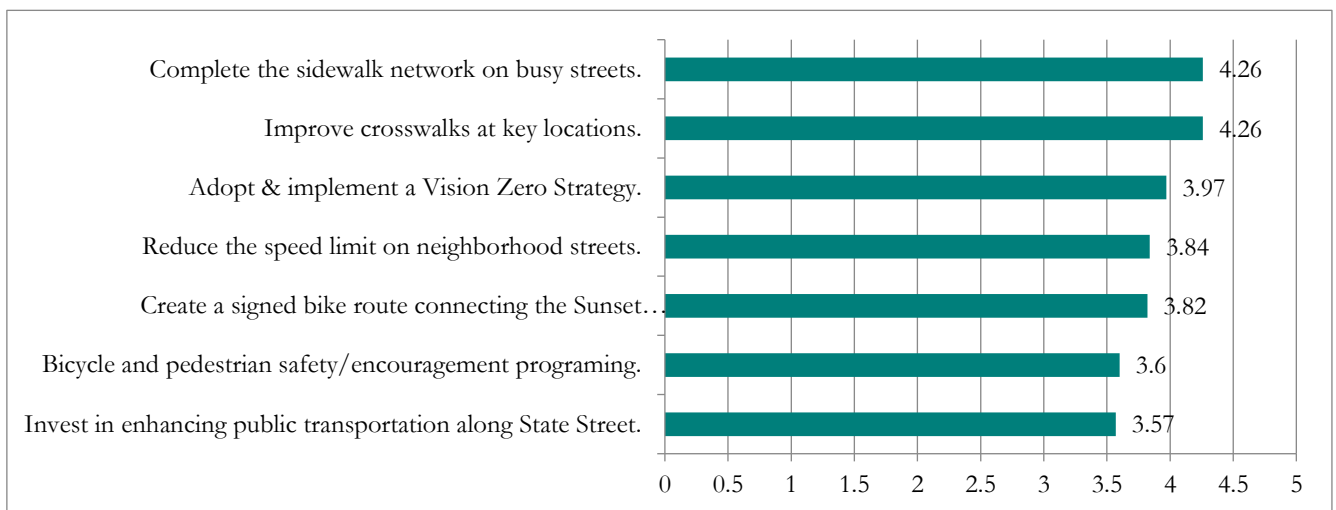
- 98.5% of respondents lived in the Sunset Neighborhood. Nearly half of respondents have lived in Sunset Neighborhood between 3-10 years. 20% have lived in the neighborhood for less than 3 years and there was equal representation from people who have lived there 11-20 years and for more than 20 years.
- A striking 92% of survey respondents own their homes, with the remaining 8% indicating that they were renters. The Sunset neighborhood has an ownership composition of approximately 55% owner occupied housing units, which indicates this is an area we should strive to address in future outreach and engagement efforts.
- The survey received results few responses from people aged less than 25, with the highest aged group being 35-44 years old.
- There were few respondents from people who make less than \$50,000/year – the largest group of respondents were in the \$100,000-\$150,000 bracket.
- 99% of respondents drive a personal vehicle as their form of transportation with biking and walking results at 76%. Other forms of transportation (skateboarding, ridesharing, e-bikes) were notably less used by respondents at less than 10%.
- Most respondents heard about the survey through a flyer or mailer, followed by social media.

Key Themes and Findings

Top Neighborhood Priorities (most desired is number 1 followed by 2, etc.):

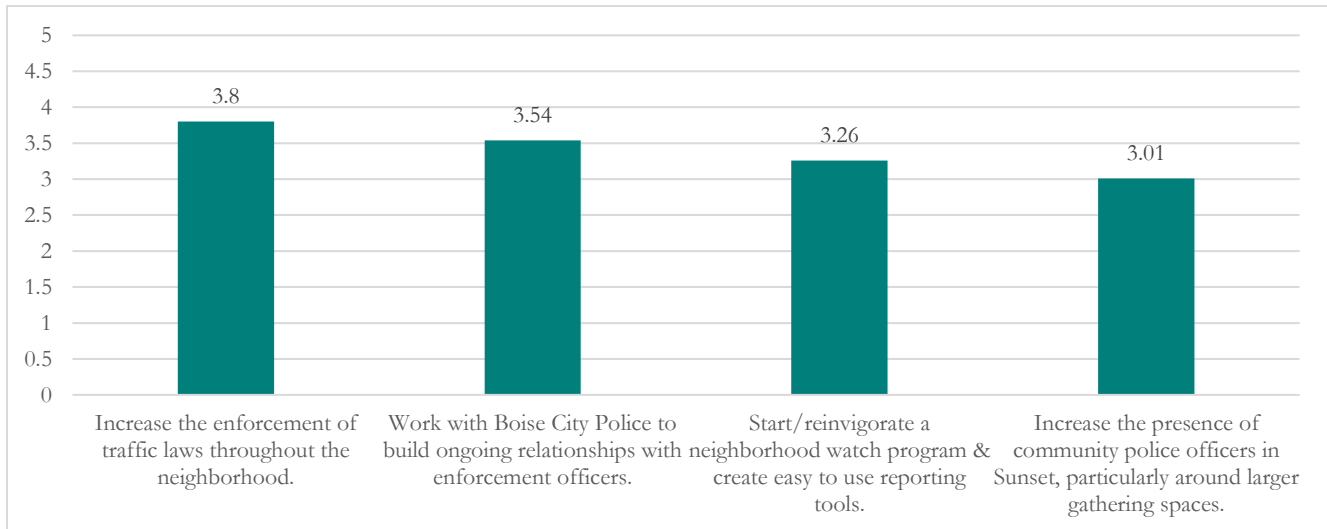
1. Improve crosswalks at key locations
2. Complete the sidewalk network on busy streets
3. Collaborate with nonprofits/programs to expand tree canopy
4. Coordinate with Idaho Power to preserve the open spaces at 33rd & Dewey
5. Provide education to neighbors about tree canopy maintenance and replanting
6. Create a neighbor-led volunteer group to maintain community natural spaces
7. Adopt and implement a Vision Zero Strategy
8. Host neighborhood garden swaps, annual clean up days, and other sustainability focused events
9. Host neighborhood sustainability workshops
10. Implement Dark Sky lighting requirements for all new development.

On a scale of 1 to 5 rate each of the following Connectivity/Mobility projects in terms of how important you believe they are for the Sunset Neighborhood.



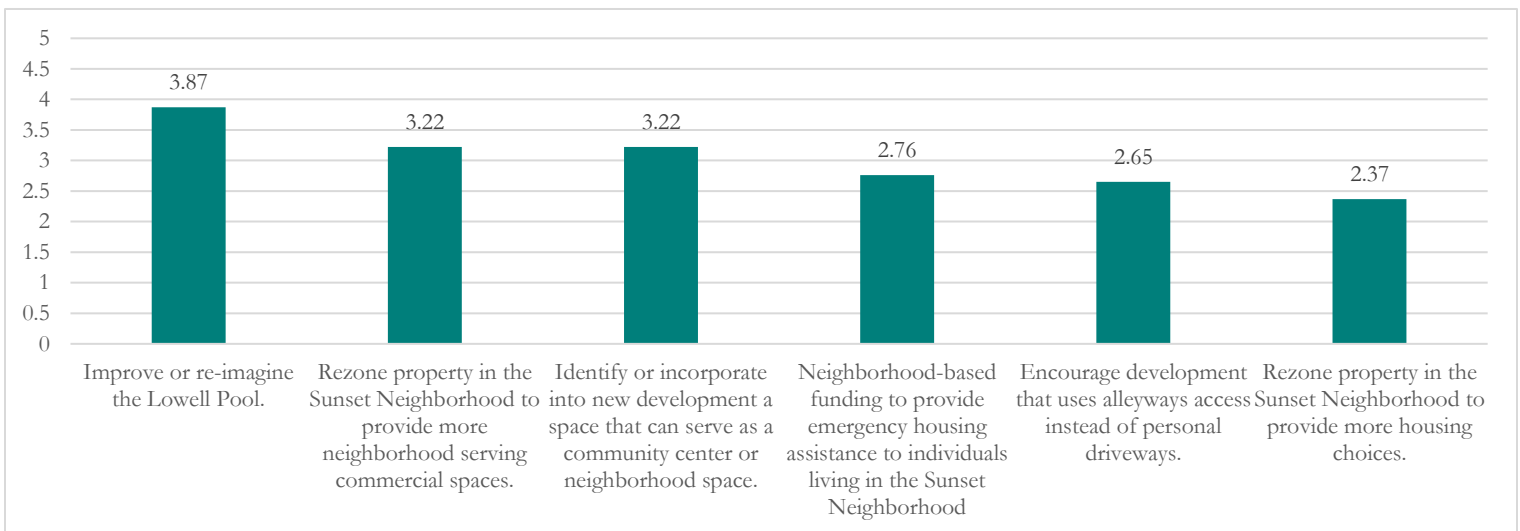
- The most supported connectivity and mobility related projects were focused around improving the overall safety and walkability of the Sunset Neighborhood.
- Enhancing public transportation was the least important priority project for Sunset Survey participants, however it was still generally supported.

On a scale of 1 to 5, rate each of the following Neighborhood Safety projects in terms of how important you believe they are for the Sunset Neighborhood.



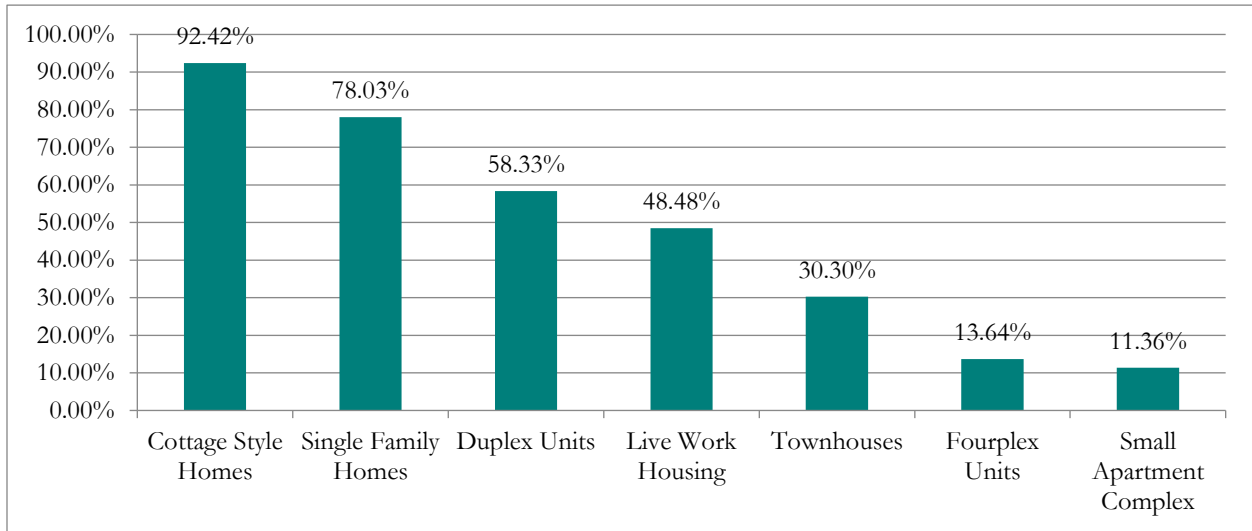
- The enforcement of traffic laws was viewed as a priority by respondents with other safety projects having a less meaningful response in terms of all of the projects.

On a scale of 1 to 5, rate each of the following Design and Development projects in terms of how important you believe they are for the Sunset Neighborhood.



- Reimagining the Lowell Pool was favored as a project that needed attention and was the 11th most supported suggestion across all goal areas.
- Other Design and Development projects received a less positive response from survey participants with three of the six projects receiving scores that indicate a lower neighborhood priority ranking.

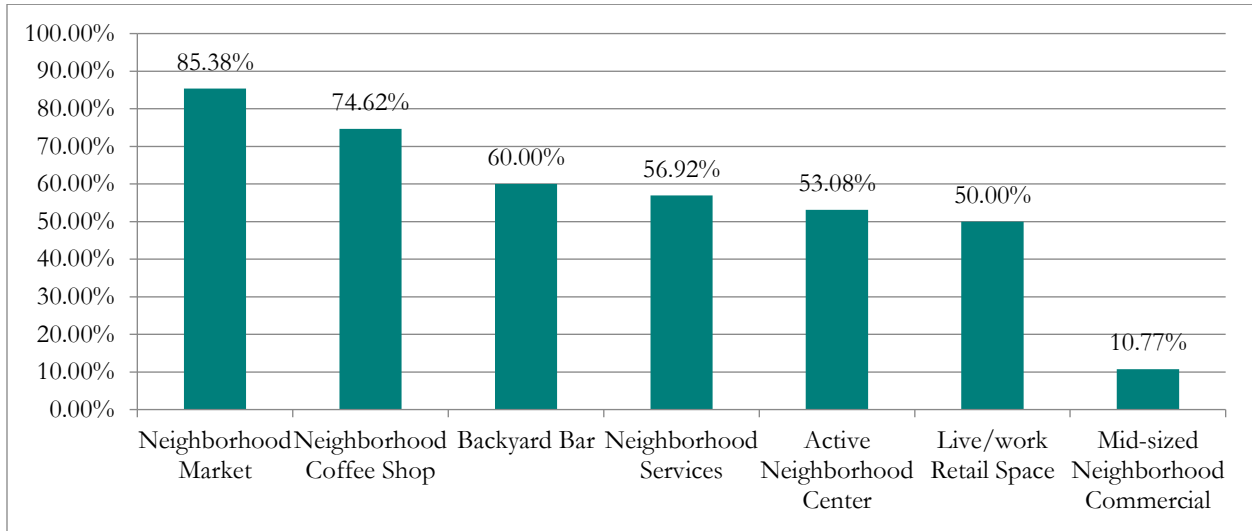
Which of the following housing types and visual styles do you feel is appropriate for the Sunset Neighborhood?



- Cottage style homes were strongly favored followed by single family homes, duplex units, and live work housing.
- Higher density housing options were less supported as appropriate housing styles for the Sunset neighborhood, however examples of this style of housing already exist within the Sunset Neighborhood.



Which of the following commercial space examples do you feel are appropriate for the Sunset Neighborhood?



- The commercial space examples shown below were broadly supported by respondents with neighborhood serving markets and coffee shops receiving the most support. Mid-sized neighborhood commercial spaces (example Bown Crossing) were not highly supported.



Neighborhood Market



Active Neighborhood Center



Neighborhood Coffee Shop



Backyard Bar



Neighborhood Services

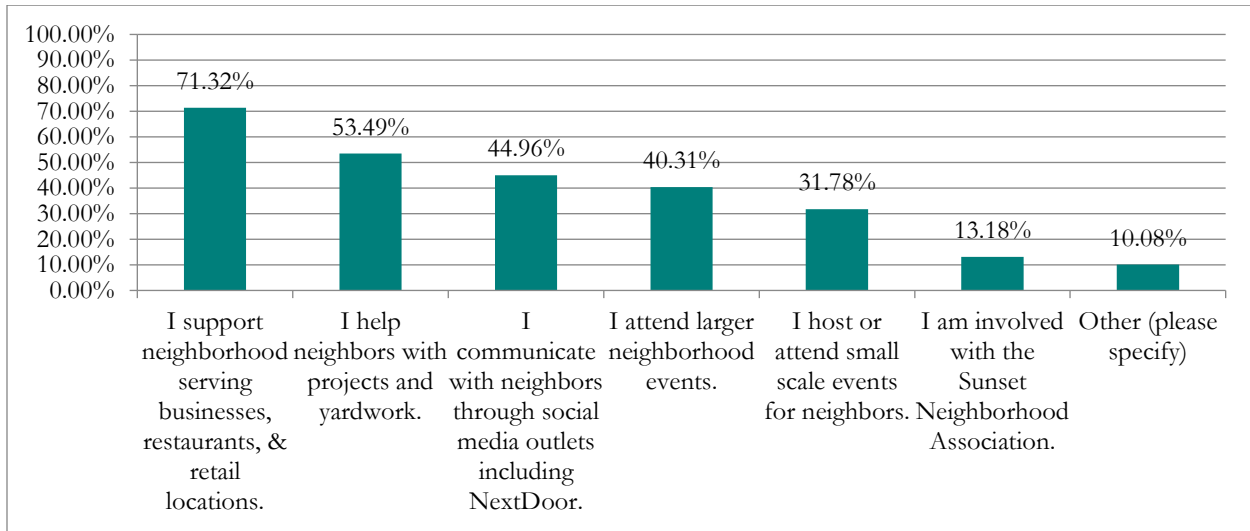


Mid-sized Neighborhood Commercial



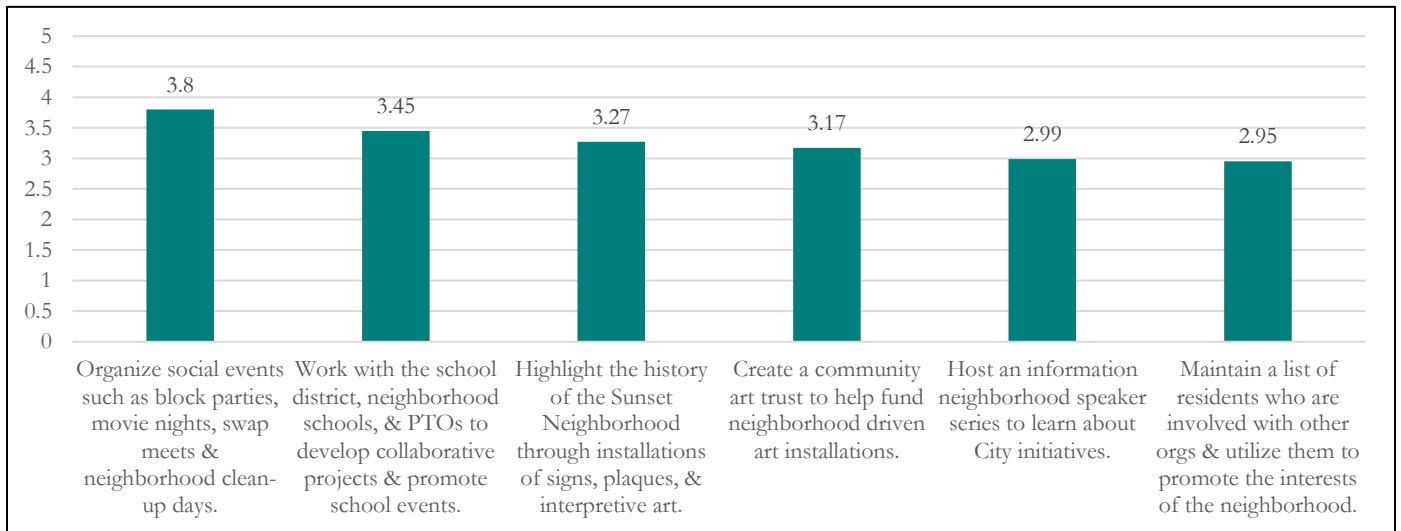
Live/work Retail Space

How do you currently interact with the Sunset Neighborhood and neighbors?



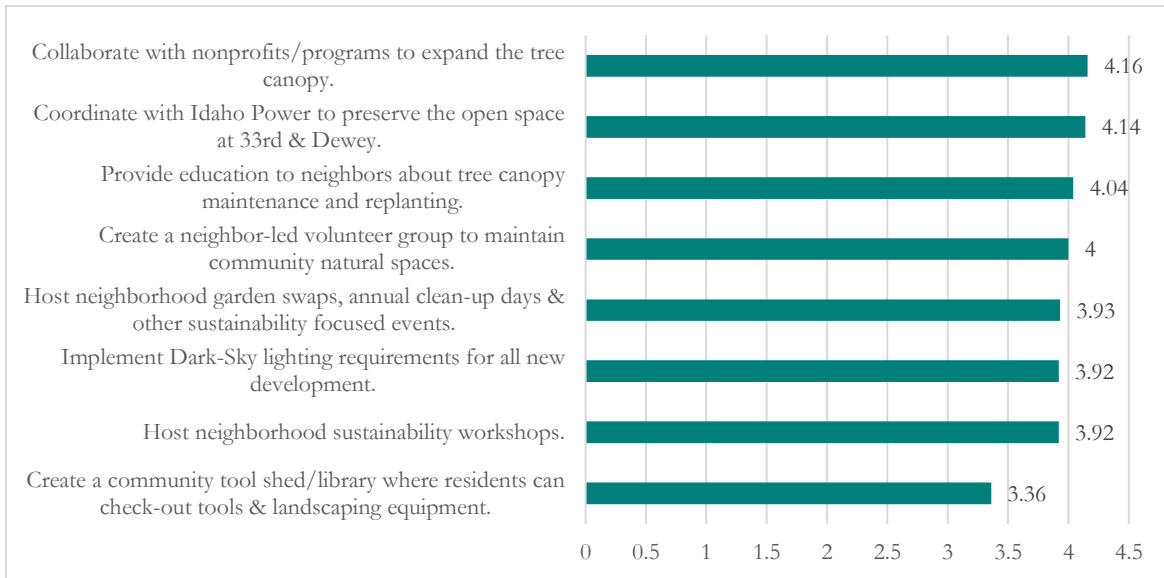
- Most respondents noted that they interact with Sunset Neighborhood by supporting local businesses and helping their neighbors.

On a scale of 1 to 5, rate each of the following Neighborhood Cohesion projects in terms of how important you believe they are for the Sunset Neighborhood.



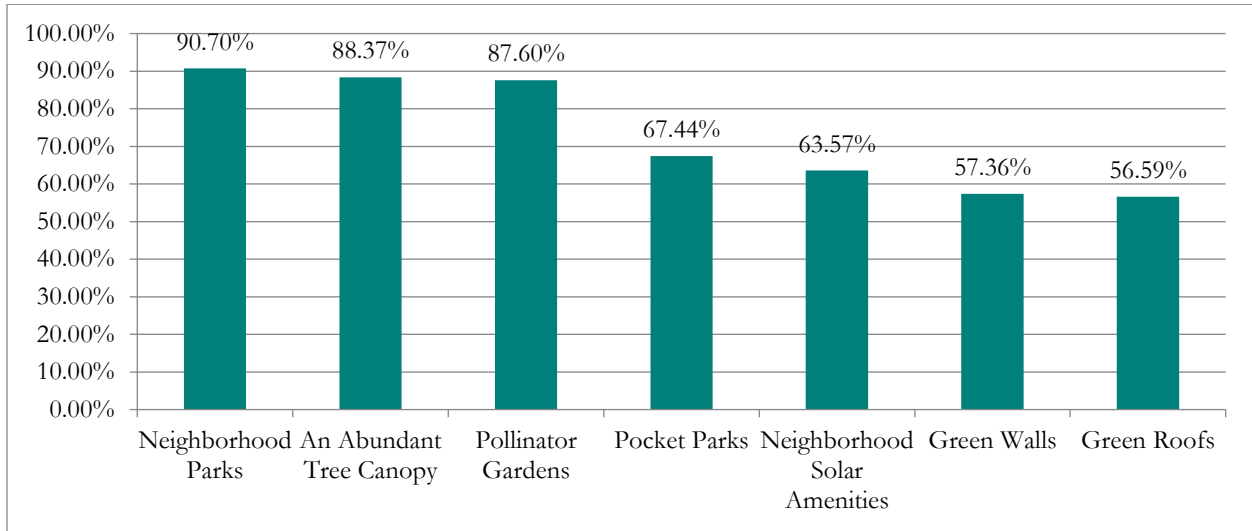
- Survey respondents indicated a desire for organized social neighborhood events, and partnerships with the school district to create collaborative neighborhood projects.

On a scale of 1 to 5, rate each of the following Neighborhood Climate Action projects in terms of how important you believe they are for the Sunset Neighborhood.





- Notably, nearly all of the responses for the Neighborhood Climate Action projects were highly favored – this demonstrates that, along with safety measurements, climate action is a priority for the neighborhood.

Which of the following Green spaces and Green Designs do you feel are appropriate for the Sunset Neighborhood?



- All of the green spaces and green design projects were supported by a majority of survey respondents. Parks, tree canopies and pollinator gardens received the greatest support amongst respondents, and green infrastructure (green walls and green roofs) receiving the least amount of support.



Do you have any other project ideas or final thoughts that you would like to share with the Sunset Neighborhood Planning Team?

- **Safety was a common priority.** Specifically, regarding the infrastructure of crosswalks, sidewalks, bike lanes, speed limit, speed bumps and stop signs. Key locations for additional infrastructure included sidewalks and crosswalks on 32nd Street, near Taft and reduced speed limits on 28th Street, 31st Street, 36th Street, Bellomy Lane, Gerrard Street, and Bella Street.
- **Adding more commercial opportunity in the neighborhood** – specifically adding restaurants and avoiding common commercial activity like car washes and medical practices. This desire stems from wanting to increase a sense of community and opportunity to meet with neighbors as well as enliven the area.
- **Desire for activation of Sunset Park and the Lowell pool.** Comments ranged from developing the Lowell pool to become a splash pad, redesigning the Lowell pool space to be a pocket park or community space, adding a community center to Sunset Park, placing speed bumps near Sunset Park, adding a ball wall at Sunset Park or a pickleball court and creating a weekly food truck night at or near Sunset Park.
- Respondents advocated for **more collaboration with the existing refugees living in the neighborhood.** There was a desire to get feedback from the refugee population, so the area could include their vision for the community. Respondents also wanted to create more awareness of local refugee-owned businesses to show community support. Residents suggested to *not* increase police presence in the neighborhood – refugee residents and other minorities may not feel safe.
- There were **mixed reviews on increased density of the neighborhood** – one response noted that multiple family homes on single lots is *not* desirable, while another recommended that the sense of community remained intact if density was to increase. Parking was a concern regarding higher density – residents wanted to ensure that there was enough parking to serve all residents.
- **Expanding canal and irrigation systems** and fixing areas that have fallen into disrepair.
- **Further developing a strong sense of community** – respondents noted that they wanted more engagement in neighborhood meetings and in events as well as adding a community fridge of food.
- Maintaining current levels of tree canopy cover, continuing to limit light pollution in any new development projects, increasing pervious surfaces.
- Yellow jackets and aphids were noted as a common pest – action taken to decrease their presence was desired.