




JUNIOR FIRE MARSHAL ACTIVITY BOOK!




This book belongs to:

CITY of BOISE

Meet Blaze, the firedog extraordinaire for the Junior Fire Marshal program! Blaze makes fire safety super fun for kids and grown-ups to learn.

Blaze works alongside the Fire Marshal, Fire Inspectors, and Firefighters in Boise to ensure everyone stays safe from fires and emergencies.

With Blaze leading the way, we're on an exciting adventure to complete our fire safety booklet and become Junior Fire Marshals! Let's follow Blaze's wagging tail as we learn important lessons and become the superheroes our town needs to stay safe and happy!





SAFETY CHECKLIST

Blaze wants you and your family to be safe at home.
Complete the checklist with your grown-ups and siblings.



Our home has smoke alarms.



My grown-ups follow safe practices with lithium-ion battery charging and use.



Our smoke alarms are less than ten years old. *Smoke alarms should be replaced every ten years.*



I know my home address.



We test our smoke alarms and replace batteries. *For easier maintenance, smoke alarms now come with ten-year built-in batteries.*



I know how to call 9-1-1 during an emergency.



Everyone in my home knows the sound of the smoke alarm and what to do if it goes off.



A grown-up always stays in the kitchen when food is cooking on the stovetop.



My family has a home escape plan, including two ways out of a room and a meeting place outside.



Pot handles are turned towards the back of the stove or away from the edge.



Matches and lighters are kept out of children's reach, in a locked cabinet.



Fire hydrants near our home are clear of cars, bushes and snow

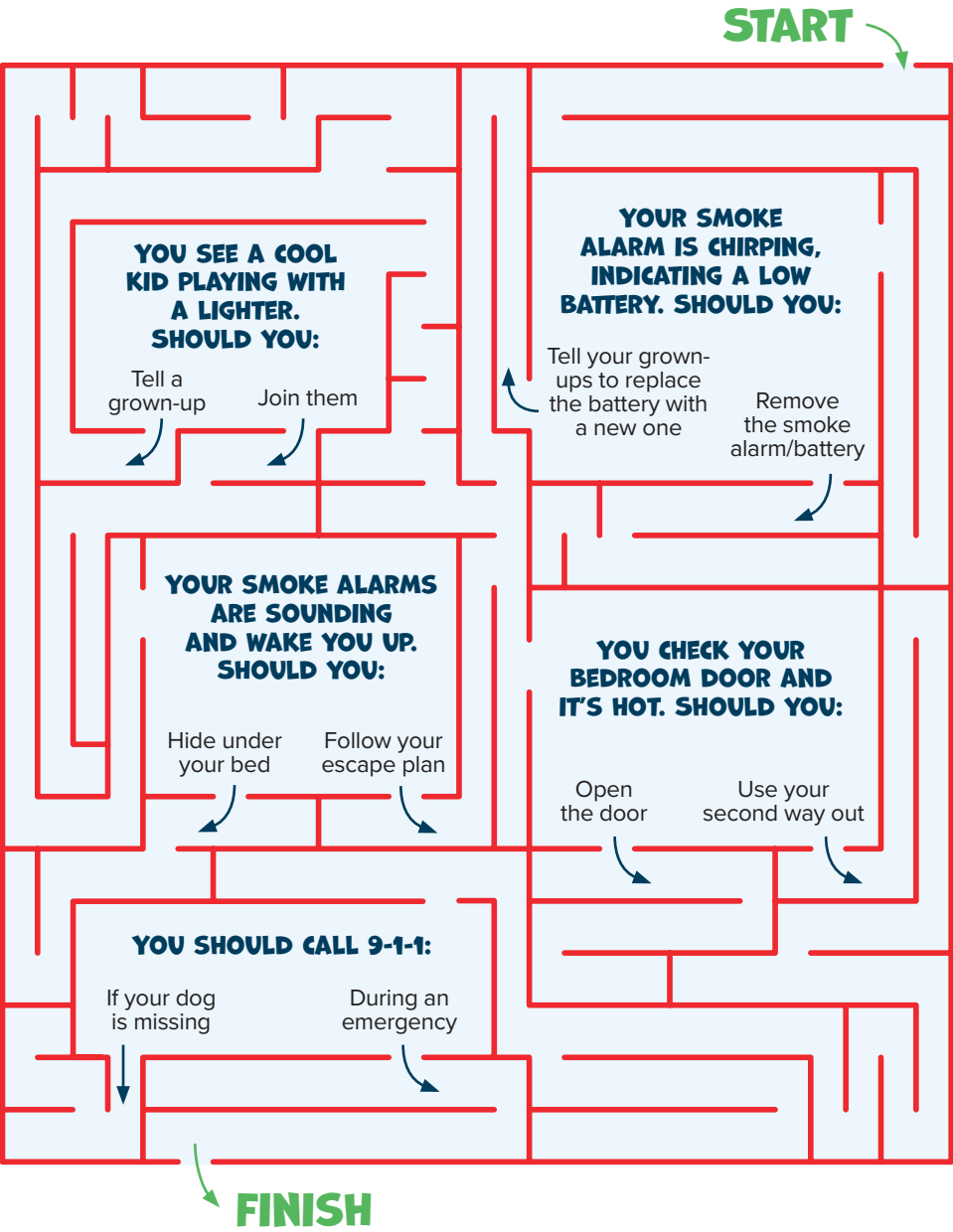
HOT THINGS CAN HURT

There are things in your home or places you visit like school that are hot, sometimes hot, or not hot. Color **hot things red**, **sometimes hot things orange**, and **not hot things blue**. If you don't know if something is hot, ask a grown-up. Matches and lighters are always dangerous and can be hot. If you find matches or lighters, walk away and tell a grown-up.



DECISIONS, DECISIONS

Make your choices and follow the arrows. Fire safe choices enable you to finish the maze. Bad choices result in dead ends.



FIRE SAFETY WORD SEARCH

N A L P E P A C S E Q W M W S

H M H Y G P O K G U T O E U M

F T P T V C O D W Q R L E I O

I I Y C N E G R E M E T T T K

E Y R C I P N D D M I E I J E

U D K E E A X U Y B K G N I A

B T I C F W A T E R P B G O L

T K S S V I O H S J L L P N A

B Y M N T E G L T A V J L M R

M T O O I U A H Z X M V A O M

S B E P Q R O E T O A E C W Q

F I Q X L B V T F E O P E N B

O Q B O X P Q L E H R W E U Q

X R Z I V Y W H K G N S M D X

C L O S E D D O O R S K A X D

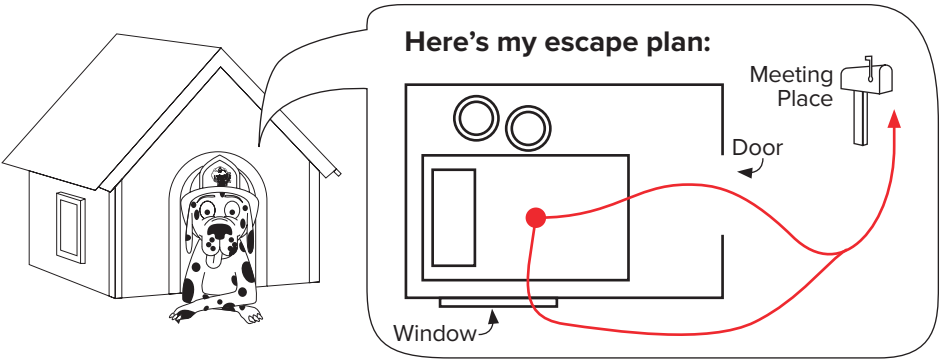
WORD LIST

- | | | |
|-------------|---------------|-----------|
| Blaze | Firefighters | Water |
| Closed Door | Smoke Alarm | Emergency |
| Get Low | Get Outside | |
| Escape Plan | Meeting Place | |

HOME FIRE ESCAPE PLAN


Knowing what to do BEFORE a fire occurs can save your life!
Develop a HOME FIRE ESCAPE PLAN together with your family.

Use the grid below to draw a floor plan of your house and find **TWO EXITS** from each room. Windows can be used as an emergency exit, too! Remember to include a **MEETING PLACE** at a safe distance outside your home. This may be a mailbox, streetlight, or neighbor's home.



DRAW YOUR PLAN HERE:

DRAW YOUR PLAN HERE:

A large grid of graph paper, consisting of 20 columns and 20 rows of squares, intended for drawing a plan.

PRACTICE THIS PLAN EVERY YEAR



JUNIOR FIRE MARSHAL CERTIFICATE

has successfully completed the Junior Fire Marshal Program.

YOU HAVE LEARNED:



Stay away from hot things. Tell a grown-up if you find matches or lighters.



Smoke alarms are important and every home needs them.



When the smoke alarm sounds, get low, get outside and stay outside.



To make and practice a home escape plan. Your plan should have an outside meeting place.

CONGRATULATIONS,
YOU'RE A SAFETY
SUPERHERO!

